

Заказ образцов и промышленных партий.  
Mail: im@radiodetali.com (495) 204-13-84 Доб: 1108



**Fans, Motors, Thermal Management**

**NINGBO KLS ELECTRONIC CO., LTD.**

**FAN**

Technology Electronic Copies



TO BECOME THE FIRST BRAND OF CHINESE

**FAN** MANUFACTURING



[www.klsele.com](http://www.klsele.com)

Email: [sales@cnkls.com](mailto:sales@cnkls.com)

Tel: 0086-574-86828566

# DC AXIAL FAN

PHOTO	SIZE (MM)	KLS P/N	BEARING	VOLTAGE (VDC)	CURRENT (A)	SPEED (RPM)	AIR FLOW (CFM)	PRESSURE (mmAq)	NOISE (dBA)	W(g)
	20x20x06	L-KLS22-AV-2006SDH5	Sleeve	5	0.22	15000	1.41	5.22	33.65	4.0
		L-KLS22-AV-2006SDM5		5	0.17	12000	1.02	3.69	26.87	4.0
		L-KLS22-AV-2006SDL5		5	0.12	9000	0.77	2.02	20.34	4.0
		L-KLS22-AV-2006SDH12		12	0.12	15000	1.41	5.22	33.65	4.0
		L-KLS22-AV-2006SDM12		12	0.10	12000	1.02	3.69	26.87	4.0
	20x20x10	L-KLS22-AV-2010SDH5	Sleeve	5	0.20	16000	1.89	7.23	37.28	5.5
		L-KLS22-AV-2010SDM5		5	0.15	12000	1.27	3.93	27.13	5.5
		L-KLS22-AV-2010SDL5		5	0.10	9000	0.85	2.32	20.55	5.5
		L-KLS22-AV-2010SDH12		12	0.15	16000	1.89	7.23	37.28	5.5
		L-KLS22-AV-2010SDM12		12	0.10	12000	1.27	3.93	27.13	5.5
	25x25x07	L-KLS22-AV-2510SDH5	Sleeve	5	0.20	14000	2.69	4.55	26.40	6.0
		L-KLS22-AV-2507SDM5		5	0.16	12000	2.30	3.74	23.52	6.0
		L-KLS22-AV-2507SDL5		5	0.12	9000	1.80	2.64	20.58	6.0
		L-KLS22-AV-2507SDH12		12	0.15	14000	2.69	4.55	26.40	6.0
		L-KLS22-AV-2507SDM12		12	0.12	12000	2.30	3.74	23.52	6.0
	25x25x10	L-KLS22-AV-2510BDH5	Sleeve or two ball	12	0.09	9000	1.80	2.64	20.58	6.0
		L-KLS22-AV-2510BDH5		5	0.25	13000	2.90	6.93	30.78	6.0
		L-KLS22-AV-2510BDM5		5	0.20	10000	2.22	5.01	24.11	6.0
		L-KLS22-AV-2510BDL5		5	0.15	7000	1.53	2.40	18.97	6.0
		L-KLS22-AV-2510BDH12		12	0.20	13000	2.90	6.93	30.78	6.0
	30x30x07	L-KLS22-AV-3007SDH5	Sleeve	5	0.20	10000	3.74	4.87	29.74	7.0
		L-KLS22-AV-3007SDM5		5	0.16	8000	2.92	3.23	24.70	7.0
		L-KLS22-AV-3007SDL5		5	0.12	6000	2.15	1.92	20.27	7.0
		L-KLS22-AV-3007SDH12		12	0.12	10000	3.74	4.87	29.74	7.0
		L-KLS22-AV-3007SDM12		12	0.10	8000	2.92	3.23	24.70	7.0
	30x30x10	L-KLS22-AV-3010BDH5	Sleeve or two ball	12	0.08	6000	2.15	1.92	20.27	7.0
		L-KLS22-AV-3010BDH5		5	0.40	13000	5.56	5.89	33.50	8.0
		L-KLS22-AV-3010BDM5		5	0.25	10000	4.28	4.58	29.20	8.0
		L-KLS22-AV-3010BDL5		5	0.15	8000	3.46	3.76	26.50	8.0
		L-KLS22-AV-3010BDH12		12	0.16	13000	5.56	5.89	33.50	8.0
	35x35x10	L-KLS22-AV-3510BDH5	Sleeve or two ball	12	0.12	10000	4.28	4.58	29.20	8.0
		L-KLS22-AV-3510BDH5		5	0.23	10000	8.67	4.23	34.20	9.0
		L-KLS22-AV-3510BDM5		5	0.22	8000	7.02	3.50	31.50	9.0
		L-KLS22-AV-3510BDL5		5	0.13	5000	3.85	1.31	21.30	9.0
		L-KLS22-AV-3510BDH12		12	0.14	10000	8.67	4.23	34.20	9.0
	40x40x07	L-KLS22-AV-4007SDH5	Sleeve	12	0.11	8000	7.02	3.50	31.50	9.0
		L-KLS22-AV-4007SDH5		5	0.26	7000	6.07	3.03	31.59	8.5
		L-KLS22-AV-4007SDM5		5	0.20	6000	5.20	2.60	27.08	8.5
		L-KLS22-AV-4007SDL5		5	0.12	5000	4.34	2.17	22.57	8.5
		L-KLS22-AV-4007SDH12		12	0.13	7000	6.07	3.03	31.59	8.5
	40x40x10	L-KLS22-AV-4010BDH5	Sleeve or two ball	12	0.10	6000	5.20	2.60	27.08	8.5
		L-KLS22-AV-4010BDH5		5	0.25	8000	8.89	5.11	33.14	17.0
		L-KLS22-AV-4010B/SDM5		5	0.20	6500	7.93	3.51	28.17	17.0
		L-KLS22-AV-4010B/SDL5		5	0.15	5000	6.59	2.05	25.29	17.0
		L-KLS22-AV-4010B/SDH12		12	0.20	8000	8.89	5.11	33.14	17.0
	40x40x15	L-KLS22-AV-4010B/SDM12	Sleeve or two ball	12	0.10	6500	7.93	3.51	28.17	17.0
		L-KLS22-AV-4010B/SDL12		12	0.04	5000	6.59	2.05	25.29	17.0
		L-KLS22-AV-4010B/SDH24		24	0.10	8000	8.89	5.11	33.14	17.0
		L-KLS22-AV-4010B/SDM24		24	0.06	6500	7.93	3.51	28.17	17.0
		L-KLS22-AV-4010B/SDL24		24	0.04	5000	6.59	2.05	25.29	17.0
	40x40x20	L-KLS22-AV-4015B/SDH5	Sleeve or two ball	5	0.40	7500	9.64	6.85	33.52	23.5
		L-KLS22-AV-4015B/SDM5		5	0.30	6500	8.12	5.04	30.24	23.5
		L-KLS22-AV-4015B/SDL5		5	0.20	4500	5.53	2.53	21.71	23.5
		L-KLS22-AV-4015B/SDH12		12	0.26	7500	9.64	6.85	33.52	23.5
		L-KLS22-AV-4015B/SDM12		12	0.18	6500	8.12	5.04	30.24	23.5
	40x40x20	L-KLS22-AV-4015B/SDL12	Sleeve or two ball	12	0.10	4500	5.53	2.53	21.71	23.5
		L-KLS22-AV-4015B/SDH24		24	0.12	7500	9.64	6.85	33.52	23.5
		L-KLS22-AV-4015B/SDM24		24	0.10	6500	8.12	5.04	30.24	23.5
		L-KLS22-AV-4015B/SDL24		24	0.06	4500	5.53	2.53	21.71	23.5
		L-KLS22-AV-4020B/SDH5		5	0.26	9000	10.32	8.04	37.95	23.0
	40x40x20	L-KLS22-AV-4020B/SDM5	Sleeve or two ball	5	0.20	7000	8.03	5.95	31.95	23.0
		L-KLS22-AV-4020B/SDL5		5	0.14	5000	5.70	3.14	23.46	23.0
		L-KLS22-AV-4020B/SDH12		12	0.10	9000	10.32	8.04	37.95	23.0
		L-KLS22-AV-4020B/SDM12		12	0.08	7000	8.03	5.95	31.95	23.0
		L-KLS22-AV-4020B/SDL12		12	0.04	5000	5.70	3.14	23.46	23.0
	40x40x20	L-KLS22-AV-4020B/SDH24	Sleeve or two ball	24	0.08	9000	10.32	8.04	37.95	23.0
		L-KLS22-AV-4020B/SDM24		24	0.06	7000	8.03	5.95	31.95	23.0
		L-KLS22-AV-4020B/SDL24		24	0.04	5000	5.70	3.14	23.46	23.0











If you need customize, please contact KLS Sales  
 The above specifications are subject to change without prior notice. Please refer to the latest specifications.  
 Please contact your direct salesman or [sales@cnkls.com](mailto:sales@cnkls.com) / [kandy@cnkls.com](mailto:kandy@cnkls.com) for detail specification .

# DC AXIAL FAN

PHOTO	SIZE (MM)	KLS P/N	BEARING	VOLTAGE (VDC)	CURRENT (A)	SPEED (RPM)	AIR FLOW (CFM)	PRESSURE (mmAq)	NOISE (dBA)	W(g)
	40X40X28	L-KLS22-AV-4028B/SDH5	Sleeve or two ball	5	0.40	8000	11.23	7.32	34.82	35.0
		L-KLS22-AV-4028B/SDM5		5	0.30	6500	9.12	4.75	29.86	35.0
		L-KLS22-AV-4028B/SDL5		5	0.25	5000	7.02	2.81	23.59	35.0
		L-KLS22-AV-4028B/SDH12		12	0.50	13000	24.89	22.01	54.47	35.0
		L-KLS22-AV-4028B/SDM12		12	0.30	10000	16.94	14.32	46.35	35.0
		L-KLS22-AV-4028B/SDL12		12	0.15	8000	11.23	7.32	34.82	35.0
		L-KLS22-AV-4028B/SDH24		24	0.25	13000	24.89	22.01	54.47	35.0
		L-KLS22-AV-4028B/SDM24		24	0.15	10000	16.94	14.32	46.35	35.0
		L-KLS22-AV-4028B/SDL24		24	0.10	8000	11.23	7.32	34.82	35.0
		L-KLS22-AV-4510B/SDH5		5	0.20	8000	11.09	6.49	39.81	15.0
	45X45X10	L-KLS22-AV-4510B/SDM5	Sleeve or two ball	5	0.16	6000	8.32	3.65	32.69	15.0
		L-KLS22-AV-4510B/SDL5		5	0.12	4000	5.47	1.68	28.91	15.0
		L-KLS22-AV-4510B/SDH12		12	0.12	8000	11.09	6.49	39.81	15.0
		L-KLS22-AV-4510B/SDM12		12	0.10	6000	8.32	3.65	32.69	15.0
		L-KLS22-AV-4510B/SDL12		12	0.08	4000	5.47	1.68	28.91	15.0
		L-KLS22-AV-4510B/SDH24		24	0.08	8000	11.09	6.49	39.81	15.0
		L-KLS22-AV-4510B/SDM24		24	0.06	6000	8.32	3.65	32.69	15.0
		L-KLS22-AV-4510B/SDL24		24	0.04	4000	5.47	1.68	28.91	15.0
		L-KLS22-AV-5010B/SDH5		5	0.25	7500	15.66	5.37	37.47	20.0
				50X50X10	L-KLS22-AV-5010B/SDM5	Sleeve or two ball	5	0.20	5500	11.49
L-KLS22-AV-5010B/SDL5	5		0.15		3500		7.30	1.77	22.82	20.0
L-KLS22-AV-5010B/SDH12	12		0.17		7500		15.66	5.37	37.47	20.0
L-KLS22-AV-5010B/SDM12	12		0.12		5500		11.49	3.35	32.06	20.0
L-KLS22-AV-5010B/SDL12	12		0.06		3500		7.30	1.77	22.82	20.0
L-KLS22-AV-5010B/SDH24	24		0.10		7500		15.66	5.37	37.47	20.0
L-KLS22-AV-5010B/SDM24	24		0.08		5500		11.49	3.35	32.06	20.0
L-KLS22-AV-5010B/SDL24	24		0.06		3500		7.30	1.77	22.82	20.0
L-KLS22-AV-5015B/SDH5	5		0.30		6500		18.05	6.97	34.74	29.0
	50X50X15		L-KLS22-AV-5015B/SDM5		Sleeve or two ball		5	0.23	5000	13.89
		L-KLS22-AV-5015B/SDL5	5	0.17		3500	10.85	2.25	23.38	29.0
		L-KLS22-AV-5015B/SDH12	12	0.16		6500	18.05	6.97	34.74	29.0
		L-KLS22-AV-5015B/SDM12	12	0.12		5000	13.89	4.32	28.48	29.0
		L-KLS22-AV-5015B/SDL12	12	0.08		3500	10.85	2.25	23.38	29.0
		L-KLS22-AV-5015B/SDH24	24	0.10		6500	18.05	6.97	34.74	29.0
		L-KLS22-AV-5015B/SDM24	24	0.08		5000	13.89	4.32	28.48	29.0
		L-KLS22-AV-5015B/SDL24	24	0.06		3500	10.85	2.25	23.38	29.0
		L-KLS22-AV-5020B/SDH5	5	0.32		6000	21.71	6.55	35.08	32.0
			50X50X20	L-KLS22-AV-5020B/SDM5		Sleeve or two ball	5	0.26	4500	14.99
L-KLS22-AV-5020B/SDL5	5			0.18	3000		9.99	2.28	21.72	32.0
L-KLS22-AV-5020B/SDH12	12			0.20	6000		21.71	6.55	35.08	32.0
L-KLS22-AV-5020B/SDM12	12			0.15	4500		14.99	4.03	28.80	32.0
L-KLS22-AV-5020B/SDL12	12			0.09	3000		9.99	2.28	21.72	32.0
L-KLS22-AV-5020B/SDH24	24			0.12	6000		21.71	6.55	35.08	32.0
L-KLS22-AV-5020B/SDM24	24			0.08	4500		14.99	4.03	28.80	32.0
L-KLS22-AV-5020B/SDL24	24			0.06	3000		9.99	2.28	21.72	32.0
L-KLS22-AV-6010B/SDH5	5			0.35	5000		21.45	3.89	36.08	27.0
	60X60X10			L-KLS22-AV-6010B/SDM5	Sleeve or two ball		5	0.30	4000	16.90
		L-KLS22-AV-6010B/SDL5	5	0.25		3000	12.30	1.43	23.54	27.0
		L-KLS22-AV-6010B/SDH12	12	0.30		5000	21.45	3.89	36.08	27.0
		L-KLS22-AV-6010B/SDM12	12	0.20		4000	16.90	2.59	30.49	27.0
		L-KLS22-AV-6010B/SDL12	12	0.10		3000	12.30	1.43	23.54	27.0
		L-KLS22-AV-6010B/SDH24	24	0.15		5000	21.45	3.89	36.08	27.0
		L-KLS22-AV-6010B/SDM24	24	0.12		4000	16.90	2.59	30.49	27.0
		L-KLS22-AV-6010B/SDL24	24	0.08		3000	12.30	1.43	23.54	27.0
		L-KLS22-AV-6015B/SDH5	5	0.26		5000	24.79	3.67	37.96	33.0
			60X60X15	L-KLS22-AV-6015B/SDM5		Sleeve or two ball	5	0.20	4000	19.83
L-KLS22-AV-6015B/SDL5	5			0.14	3000		14.67	1.27	28.54	33.0
L-KLS22-AV-6015B/SDH12	12			0.30	5000		24.79	3.67	37.96	33.0
L-KLS22-AV-6015B/SDM12	12			0.20	4000		19.83	2.35	34.63	33.0
L-KLS22-AV-6015B/SDL12	12			0.10	3000		14.67	1.27	28.54	33.0
L-KLS22-AV-6015B/SDH24	24			0.15	5000		24.79	3.67	37.96	33.0
L-KLS22-AV-6015B/SDM24	24			0.12	4000		19.83	2.35	34.63	33.0
L-KLS22-AV-6015B/SDL24	24			0.08	3000		14.67	1.27	28.54	33.0
L-KLS22-AV-6020B/SDH5	5			0.40	5000		24.31	5.66	34.37	49.0
	60X60X20			L-KLS22-AV-6020B/SDM5	Sleeve or two ball		5	0.30	4000	20.28
		L-KLS22-AV-6020B/SDL5	5	0.20		3000	15.21	2.05	22.17	49.0
		L-KLS22-AV-6020B/SDH12	12	0.45		5000	24.31	5.66	34.37	49.0
		L-KLS22-AV-6020B/SDM12	12	0.30		4000	20.28	3.65	29.04	49.0
		L-KLS22-AV-6020B/SDL12	12	0.15		3000	15.21	2.05	22.17	49.0
		L-KLS22-AV-6020B/SDH24	24	0.12		5000	24.31	5.66	34.37	49.0
		L-KLS22-AV-6020B/SDM24	24	0.08		4000	20.28	3.65	29.04	49.0
		L-KLS22-AV-6020B/SDL24	24	0.05		3000	15.21	2.05	22.17	49.0
		L-KLS22-AV-6025B/SDH12	12	0.30		6000	33.98	10.79	45.52	60.0
			60X60X25	L-KLS22-AV-6025B/SDM12		Sleeve or two ball	12	0.20	4500	25.77
L-KLS22-AV-6025B/SDL12	12			0.10	3000		18.48	3.73	27.41	60.0
L-KLS22-AV-6025B/SDH24	24			0.20	6000		33.98	10.79	45.52	60.0
L-KLS22-AV-6025B/SDM24	24			0.15	4500		25.77	6.16	37.21	60.0
L-KLS22-AV-6025B/SDL24	24			0.10	3000		18.48	3.73	27.41	60.0
L-KLS22-AV-6025B/SDH48	48			0.15	6000		33.98	10.79	45.52	60.0
L-KLS22-AV-6025B/SDM48	48			0.10	4500		25.77	6.16	37.21	60.0
L-KLS22-AV-6025B/SDL48	48			0.06	3000		18.48	3.73	27.41	60.0
L-KLS22-AV-6028B/SDH12	12			0.30	6000		24.74	6.28	41.26	68.0
	60X60X28			L-KLS22-AV-6028B/SDM12	Sleeve or two ball		12	0.20	5000	20.62
		L-KLS22-AV-6028B/SDL12	12	0.10		4000	16.50	3.52	32.47	68.0
		L-KLS22-AV-6028B/SDH24	24	0.15		6000	24.74	6.28	41.26	68.0
		L-KLS22-AV-6028B/SDM24	24	0.10		5000	20.62	4.68	37.80	68.0
		L-KLS22-AV-6028B/SDL24	24	0.06		4000	16.50	3.52	32.47	68.0
		L-KLS22-AV-6028B/SDH48	48	0.08		6000	24.74	6.28	41.26	68.0
		L-KLS22-AV-6028B/SDM48	48	0.06		5000	20.62	4.68	37.80	68.0
		L-KLS22-AV-6028B/SDL48	48	0.04		4000	16.50	3.52	32.47	68.0









- If you need customize, please contact KLS Sales
- The above specifications are subject to change without prior notice. Please refer to the latest specifications.
- Please contact your direct salesman or [sales@cnkls.com](mailto:sales@cnkls.com) / [kandy@cnkls.com](mailto:kandy@cnkls.com) for detail specification.

# DC AXIAL FAN

PHOTO	SIZE (MM)	KLS P/N	BEARING	VOLTAGE (VDC)	CURRENT (A)	SPEED (RPM)	AIR FLOW (CFM)	PRESSURE (mmAq)	NOISE (dBA)	W(g)
	60X60X38	L-KLS22-AV-6038B/SDH12	Sleeve or two ball	12	1.00	8000	50.15	24.49	55.32	85.0
		L-KLS22-AV-6038B/SDM12		12	0.75	7000	43.44	19.44	51.28	85.0
		L-KLS22-AV-6038B/SDL12		12	0.52	6000	36.73	13.13	47.63	85.0
		L-KLS22-AV-6038B/SDH24		24	0.50	8000	50.15	24.49	55.32	85.0
		L-KLS22-AV-6038B/SDM24		24	0.39	7000	43.44	19.44	51.28	85.0
		L-KLS22-AV-6038B/SDL24		24	0.25	6000	36.73	13.13	47.63	85.0
		L-KLS22-AV-6038B/SDH48		48	0.26	8000	50.15	24.49	55.32	85.0
		L-KLS22-AV-6038B/SDM48		48	0.19	7000	43.44	19.44	51.28	85.0
		L-KLS22-AV-6038B/SDL48		48	0.12	6000	36.73	13.13	47.63	85.0
	70X70X10	L-KLS22-AV-7010B/SDH5	Sleeve or two ball	5	0.40	5000	34.20	5.06	37.56	33.0
		L-KLS22-AV-7010B/SDM5		5	0.30	4000	27.36	3.24	31.82	33.0
		L-KLS22-AV-7010B/SDL5		5	0.20	3000	20.52	1.82	26.95	33.0
		L-KLS22-AV-7010B/SDH12		12	0.21	5000	34.20	5.06	37.56	33.0
		L-KLS22-AV-7010B/SDM12		12	0.14	4000	27.36	3.24	31.82	33.0
		L-KLS22-AV-7010B/SDL12		12	0.10	3000	20.52	1.82	26.95	33.0
		L-KLS22-AV-7010B/SDH24		24	0.13	5000	34.20	5.06	37.56	33.0
		L-KLS22-AV-7010B/SDM24		24	0.11	4000	27.36	3.24	31.82	33.0
		L-KLS22-AV-7010B/SDL24		24	0.08	3000	20.52	1.82	26.95	33.0
	70X70X15	L-KLS22-AV-7015B/SDH5	Sleeve or two ball	5	0.45	5000	40.79	6.72	39.41	48.0
		L-KLS22-AV-7015B/SDM5		5	0.30	4000	32.63	4.30	33.08	48.0
		L-KLS22-AV-7015B/SDL5		5	0.20	3000	25.32	2.69	28.20	48.0
		L-KLS22-AV-7015B/SDH12		12	0.28	5000	40.79	6.72	39.41	48.0
		L-KLS22-AV-7015B/SDM12		12	0.17	4000	32.63	4.30	33.08	48.0
		L-KLS22-AV-7015B/SDL12		12	0.11	3000	25.32	2.69	28.20	48.0
		L-KLS22-AV-7015B/SDH24		24	0.14	5000	40.79	6.72	39.41	48.0
		L-KLS22-AV-7015B/SDM24		24	0.11	4000	32.63	4.30	33.08	48.0
		L-KLS22-AV-7015B/SDL24		24	0.08	3000	25.32	2.69	28.20	48.0
	70X70X20	L-KLS22-AV-7020B/SDH12	Sleeve or two ball	12	0.48	5000	43.25	7.04	41.15	52.0
		L-KLS22-AV-7020B/SDM12		12	0.24	4000	34.21	4.38	35.76	52.0
		L-KLS22-AV-7020B/SDL12		12	0.15	3000	25.42	2.68	26.85	52.0
		L-KLS22-AV-7020B/SDH24		24	0.25	5000	43.25	7.04	41.15	52.0
		L-KLS22-AV-7020B/SDM24		24	0.15	4000	34.21	4.38	35.76	52.0
		L-KLS22-AV-7020B/SDL24		24	0.10	3000	25.42	2.68	26.85	52.0
	70X70X25	L-KLS22-AV-7025B/SDH12	Sleeve or two ball	12	0.40	5000	49.14	8.85	42.52	63.0
		L-KLS22-AV-7025B/SDM12		12	0.25	4000	39.32	6.71	36.86	63.0
		L-KLS22-AV-7025B/SDL12		12	0.15	3000	29.72	4.81	29.84	63.0
		L-KLS22-AV-7025B/SDH24		24	0.20	5000	49.14	8.85	42.52	63.0
		L-KLS22-AV-7025B/SDM24		24	0.11	4000	39.32	6.71	36.86	63.0
		L-KLS22-AV-7025B/SDL24		24	0.08	3000	29.72	4.81	29.84	63.0
		L-KLS22-AV-7025B/SDH48		48	0.12	5000	49.14	8.85	42.52	63.0
		L-KLS22-AV-7025B/SDM48		48	0.08	4000	39.32	6.71	36.86	63.0
		L-KLS22-AV-7025B/SDL48		48	0.06	3000	29.72	4.81	29.84	63.0
	80X80X10	L-KLS22-AV-8010B/SDH5	Sleeve or two ball	5	0.35	3000	23.45	1.81	30.75	38.0
		L-KLS22-AV-8010B/SDM5		5	0.25	2500	19.68	1.31	26.25	38.0
		L-KLS22-AV-8010B/SDL5		5	0.17	2000	15.58	0.90	22.08	38.0
		L-KLS22-AV-8010B/SDH12		12	0.24	3000	23.45	1.81	30.75	38.0
		L-KLS22-AV-8010B/SDM12		12	0.18	2500	15.58	0.90	22.08	38.0
		L-KLS22-AV-8010B/SDL12		12	0.12	2000	15.58	0.90	22.08	38.0
		L-KLS22-AV-8010B/SDH24		24	0.15	3000	23.45	1.81	30.75	38.0
		L-KLS22-AV-8010B/SDM24		24	0.12	2500	19.68	1.31	26.25	38.0
		L-KLS22-AV-8010B/SDL24		24	0.08	2000	15.58	0.90	22.08	38.0
	80X80X15	L-KLS22-AV-8015B/SDH12	Sleeve or two ball	12	0.17	3000	30.16	2.38	34.57	54.0
		L-KLS22-AV-8015B/SDM12		12	0.12	2500	24.89	1.69	29.80	54.0
		L-KLS22-AV-8015B/SDL12		12	0.08	2000	18.99	1.03	24.15	54.0
		L-KLS22-AV-8015B/SDH24		24	0.11	3000	30.16	2.38	34.57	54.0
		L-KLS22-AV-8015B/SDM24		24	0.08	2500	24.89	1.69	29.80	54.0
		L-KLS22-AV-8015B/SDL24		24	0.05	2000	18.99	1.03	24.15	54.0
	80X80X20	L-KLS22-AV-8020B/SDH12	Sleeve or two ball	12	0.30	4000	42.44	5.50	41.50	60.0
		L-KLS22-AV-8020B/SDM12		12	0.20	3200	33.95	3.55	34.67	60.0
		L-KLS22-AV-8020B/SDL12		12	0.10	2400	25.15	2.03	28.90	60.0
		L-KLS22-AV-8020B/SDH24		24	0.20	4000	42.44	5.50	41.50	60.0
		L-KLS22-AV-8020B/SDM24		24	0.15	3200	33.95	3.55	34.67	60.0
		L-KLS22-AV-8020B/SDL24		24	0.10	2400	25.15	2.03	28.90	60.0
	80X80X25	L-KLS22-AV-8025B/SDH12	Sleeve or two ball	12	0.25	3500	49.59	5.74	37.60	73.0
		L-KLS22-AV-8025B/SDM12		12	0.18	3000	42.51	4.22	33.92	73.0
		L-KLS22-AV-8025B/SDL12		12	0.08	2500	34.55	3.02	28.52	73.0
		L-KLS22-AV-8025B/SDH24		24	0.50	5500	76.02	14.61	48.35	73.0
		L-KLS22-AV-8025B/SDM24		24	0.30	4500	64.96	9.92	43.60	73.0
		L-KLS22-AV-8025B/SDL24		24	0.15	3500	49.59	5.74	37.60	73.0
		L-KLS22-AV-8025B/SDH48		48	0.16	5500	76.02	14.61	48.35	73.0
		L-KLS22-AV-8025B/SDM48		48	0.12	4500	64.96	9.92	43.60	73.0
		L-KLS22-AV-8025B/SDL48		48	0.08	3500	49.59	5.74	37.60	73.0
	80X80X32	L-KLS22-AV-8032B/SDH12	Sleeve or two ball	12	1.55	6000	76.25	18.18	49.23	95.0
		L-KLS22-AV-8032B/SDM12		12	0.85	5000	65.26	11.67	44.06	95.0
		L-KLS22-AV-8032B/SDL12		12	0.45	4000	59.23	5.85	37.15	95.0
		L-KLS22-AV-8032B/SDH24		24	0.78	6000	76.25	18.18	49.23	95.0
		L-KLS22-AV-8032B/SDM24		24	0.45	5000	65.26	11.67	44.06	95.0
		L-KLS22-AV-8032B/SDL24		24	0.25	4000	59.23	5.85	37.15	95.0
		L-KLS22-AV-8032B/SDH48		48	0.30	6000	76.25	18.18	49.23	95.0
		L-KLS22-AV-8032B/SDM48		48	0.20	5000	65.26	11.67	44.06	95.0
		L-KLS22-AV-8032B/SDL48		48	0.10	4000	59.23	5.85	37.15	95.0



■ If you need customize, please contact KLS Sales  
 ■ The above specifications are subject to change without prior notice. Please refer to the latest specifications.  
 ■ Please contact your direct salesman or [sales@cnkls.com](mailto:sales@cnkls.com) / [kandy@cnkls.com](mailto:kandy@cnkls.com) for detail specification .

# DC AXIAL FAN

PHOTO	SIZE (MM)	KLS P/N	BEARING	VOLTAGE (VDC)	CURRENT (A)	SPEED (RPM)	AIR FLOW (CFM)	PRESSURE (mmAq)	NOISE (dBA)	W(g)			
	80X80X38	L-KLS22-AV-8038B/SDD12	Sleeve or two ball	12	2.00	7500	101.13	31.89	58.58	180.0			
		L-KLS22-AV-8038B/SDH12		12	0.50	5000	67.12	14.88	49.86	180.0			
		L-KLS22-AV-8038B/SDM12		12	0.30	4000	53.73	9.52	43.52	180.0			
		L-KLS22-AV-8038B/SDL12		12	0.20	3000	40.27	6.36	36.66	180.0			
		L-KLS22-AV-8038B/SDD24		24	1.00	7500	101.13	31.89	58.58	180.0			
		L-KLS22-AV-8038B/SDH24		24	0.45	5000	67.12	14.88	49.86	180.0			
		L-KLS22-AV-8038B/SDM24		24	0.35	4000	53.73	9.52	43.52	180.0			
		L-KLS22-AV-8038B/SDL24		24	0.25	3000	40.27	6.36	36.66	180.0			
		L-KLS22-AV-8038B/SDD48		48	0.50	7500	101.13	31.89	58.58	180.0			
		L-KLS22-AV-8038B/SDH48		48	0.30	5000	67.12	14.88	49.86	180.0			
		L-KLS22-AV-8038B/SDM48		48	0.20	4000	53.73	9.52	43.52	180.0			
		L-KLS22-AV-8038B/SDL48		48	0.10	3000	40.27	6.36	36.66	180.0			
	92X92X25	L-KLS22-AV-9225B/SDD12	Sleeve or two ball	12	0.50	4500	84.21	8.56	45.14	85.0			
		L-KLS22-AV-9225B/SDH12		12	0.30	3000	57.94	4.88	33.46	85.0			
		L-KLS22-AV-9225B/SDM12		12	0.16	2500	46.46	2.85	28.58	85.0			
		L-KLS22-AV-9225B/SDL12		12	0.10	2000	39.87	1.90	25.87	85.0			
		L-KLS22-AV-9225B/SDD24		24	0.40	4500	84.21	8.56	45.14	85.0			
		L-KLS22-AV-9225B/SDH24		24	0.30	4000	73.96	7.42	40.46	85.0			
		L-KLS22-AV-9225B/SDM24		24	0.20	3500	64.71	5.68	36.80	85.0			
		L-KLS22-AV-9225B/SDL24		24	0.10	2000	39.87	1.90	25.87	85.0			
		L-KLS22-AV-9225B/SDD48		48	0.20	4500	84.21	8.56	45.14	85.0			
		L-KLS22-AV-9225B/SDH48		48	0.15	4000	73.96	7.42	40.46	85.0			
		L-KLS22-AV-9225B/SDM48		48	0.12	3500	64.71	5.68	36.80	85.0			
		L-KLS22-AV-9225B/SDL48		48	0.08	2000	39.87	1.90	25.87	85.0			
	92X92X32	L-KLS22-AV-9232B/SDH12	Sleeve or two ball	12	0.50	5000	105.94	16.80	52.12	200.0			
		L-KLS22-AV-9232B/SDM12		12	0.30	4000	83.95	10.56	46.39	200.0			
		L-KLS22-AV-9232B/SDL12		12	0.20	3000	69.72	6.41	38.32	200.0			
		L-KLS22-AV-9232B/SDH24		24	0.40	5000	105.94	16.80	52.12	200.0			
		L-KLS22-AV-9232B/SDM24		24	0.25	4000	83.95	10.56	46.39	200.0			
		L-KLS22-AV-9232B/SDL24		24	0.15	3000	69.72	6.41	38.32	200.0			
		L-KLS22-AV-9232B/SDH48		48	0.20	5000	105.94	16.80	52.12	200.0			
		L-KLS22-AV-9232B/SDM48		48	0.15	4000	83.95	10.56	46.39	200.0			
		L-KLS22-AV-9232B/SDL48		48	0.10	3000	69.72	6.41	38.32	200.0			
				92X92X38	L-KLS22-AV-9238B/SDH12	Sleeve or two ball	12	0.60	4800	112.54	15.22	52.14	226.0
					L-KLS22-AV-9238B/SDM12		12	0.45	4000	92.97	11.86	48.36	266.0
					L-KLS22-AV-9238B/SDL12		12	0.30	3000	69.73	7.67	39.49	266.0
L-KLS22-AV-9238B/SDD24	24		0.55		5500		128.96	19.98	56.44	226.0			
L-KLS22-AV-9238B/SDH24	24		0.35		5000		117.23	18.51	53.12	226.0			
L-KLS22-AV-9238B/SDM24	24		0.25		4000		92.97	11.86	48.36	266.0			
L-KLS22-AV-9238B/SDL24	24		0.15		3000		69.73	7.67	39.49	266.0			
L-KLS22-AV-9238B/SDD48	48		0.30		5500		128.96	19.98	56.44	226.0			
L-KLS22-AV-9238B/SDH48	48		0.25		5000		117.23	18.51	53.12	226.0			
L-KLS22-AV-9238B/SDM48	48		0.15		4000		92.97	11.86	48.36	266.0			
L-KLS22-AV-9238B/SDL48	48		0.10		3000		69.73	7.67	39.49	266.0			
	120X120X25		L-KLS22-AV-1225B/SDH5		Sleeve or two ball		5	0.50	2000	79.75	2.57	32.48	148.0
		L-KLS22-AV-1225B/SDM5	5	0.30		1800	66.05	2.01	28.12	148.0			
		L-KLS22-AV-1225B/SDL5	5	0.20		1500	52.58	1.37	24.43	148.0			
		L-KLS22-AV-1225B/SDH12	12	0.30		2500	93.52	3.69	37.81	148.0			
		L-KLS22-AV-1225B/SDM12	12	0.20		2000	79.75	2.57	32.48	148.0			
		L-KLS22-AV-1225B/SDL12	12	0.12		1500	52.58	1.37	24.43	148.0			
		L-KLS22-AV-1225B/SDH18	18	0.30		2500	93.52	3.69	37.81	148.0			
		L-KLS22-AV-1225B/SDM18	18	0.25		2000	79.75	2.57	32.48	148.0			
		L-KLS22-AV-1225B/SDL18	18	0.20		1500	52.58	1.37	24.43	148.0			
		L-KLS22-AV-1225B/SDH24	24	0.40		4300	132.58	13.64	51.05	148.0			
		L-KLS22-AV-1225B/SDM24	24	0.30		3000	87.25	6.27	40.12	148.0			
		L-KLS22-AV-1225B/SDL24	24	0.15		2000	59.75	2.57	30.48	148.0			
L-KLS22-AV-1225B/SDH48	48	0.20	4200	132.58	13.64	51.05	148.0						
L-KLS22-AV-1225B/SDM48	48	0.15	3000	87.25	6.27	40.12	148.0						
L-KLS22-AV-1225B/SDL48	48	0.10	2000	59.75	2.57	30.48	148.0						
	120X120X32	L-KLS22-AV-1232B/SDH12	Sleeve or two ball	12	0.60	3500	139.09	9.47	48.68	200.0			
		L-KLS22-AV-1232B/SDM12		12	0.50	3000	117.53	7.28	45.68	200.0			
		L-KLS22-AV-1232B/SDL12		12	0.32	2500	95.79	5.21	39.63	200.0			
		L-KLS22-AV-1232B/SDH24		24	0.40	3500	139.09	9.47	48.68	200.0			
		L-KLS22-AV-1232B/SDM24		24	0.30	3000	117.53	7.28	45.68	200.0			
		L-KLS22-AV-1232B/SDL24		24	0.20	2500	95.79	5.21	39.63	200.0			
		L-KLS22-AV-1232B/SDH48		48	0.20	3500	139.09	9.47	48.68	200.0			
		L-KLS22-AV-1232B/SDM48		48	0.15	3000	117.53	7.28	45.68	200.0			
		L-KLS22-AV-1232B/SDL48		48	0.10	2500	95.79	5.21	39.63	200.0			
				120X120X38	L-KLS22-AV-1238B/SDH12	Sleeve or two ball	12	0.70	3800	163.07	12.57	53.71	265.0
					L-KLS22-AV-1238B/SDM12		12	0.40	3200	139.78	9.14	49.81	265.0
					L-KLS22-AV-1238B/SDL12		12	0.30	2600	116.75	6.24	42.68	265.0
L-KLS22-AV-1238B/SDH24	24		0.60		3800		163.07	12.57	53.71	265.0			
L-KLS22-AV-1238B/SDM24	24		0.40		3200		139.78	9.14	49.81	265.0			
L-KLS22-AV-1238B/SDL24	24		0.20		2600		116.75	6.24	42.68	265.0			
L-KLS22-AV-1238B/SDH48	48		0.30		3800		163.07	12.57	53.71	265.0			
L-KLS22-AV-1238B/SDM48	48		0.20		3200		139.78	9.14	49.81	265.0			
L-KLS22-AV-1238B/SDL48	48		0.10		2600		116.75	6.24	42.68	265.0			
	140X140X25		L-KLS22-AV-1425B/SDH12		Sleeve or two ball		12	0.30	2000	91.25	3.52	37.30	167.0
			L-KLS22-AV-1425B/SDM12				12	0.25	1700	77.41	3.24	32.47	167.0
			L-KLS22-AV-1425B/SDL12				12	0.20	1400	63.75	2.26	29.85	167.0
		L-KLS22-AV-1425B/SDH24	24	0.23		2000	91.25	3.52	37.30	167.0			
		L-KLS22-AV-1425B/SDM24	24	0.18		1700	77.41	3.24	32.47	167.0			
		L-KLS22-AV-1425B/SDL24	24	0.13		1400	63.75	2.26	29.85	167.0			

■ If you need customize, please contact KLS Sales  
 ■ The above specifications are subject to change without prior notice. Please refer to the latest specifications.  
 ■ Please contact your direct salesman or [sales@cnkls.com](mailto:sales@cnkls.com) / [kandy@cnkls.com](mailto:kandy@cnkls.com) for detail specification .

# DC AXIAL FAN








PHOTO	SIZE (MM)	KLS P/N	BEARING	VOLTAGE (VDC)	CURRENT (A)	SPEED (RPM)	AIR FLOW (CFM)	PRESSURE (mmAq)	NOISE (dBA)	W(g)			
	172X150X51	L-KLS22-AV-1751B/SDD12	Sleeve or two ball	12	2.80	4000	296.50	24.04	74.40	760.0			
		L-KLS22-AV-1751B/SDH12		12	2.00	3500	266.70	19.48	67.30	760.0			
		L-KLS22-AV-1751B/SDM12		12	1.20	3000	222.60	13.54	55.80	760.0			
		L-KLS22-AV-1751B/SDL12		12	0.80	2500	185.20	9.40	46.50	760.0			
		L-KLS22-AV-1751B/SDD24		24	1.50	4000	296.50	24.04	74.40	760.0			
		L-KLS22-AV-1751B/SDH24		24	1.00	3500	266.70	19.48	67.30	760.0			
		L-KLS22-AV-1751B/SDM24		24	0.60	3000	222.60	13.54	55.80	760.0			
		L-KLS22-AV-1751B/SDL24		24	0.40	2500	185.20	9.40	46.50	760.0			
		L-KLS22-AV-1751B/SDD48		48	0.80	4000	296.50	24.04	74.40	760.0			
		L-KLS22-AV-1751B/SDH48		48	0.60	3500	266.70	19.48	67.30	760.0			
		L-KLS22-AV-1751B/SDM48		48	0.35	3000	222.60	13.54	55.80	760.0			
		L-KLS22-AV-1751B/SDL48		48	0.25	2500	185.20	9.40	46.50	760.0			
				200X200X60	L-KLS22-AV-2060B/SDD24	Sleeve or two ball	24	2.00	2800	595.20	65.60	74.40	1520.0
					L-KLS22-AV-2060B/SDH24		24	1.50	2500	532.40	58.20	67.60	1520.0
L-KLS22-AV-2060B/SDM24	24		1.00		2200		467.10	51.50	55.80	1520.0			
L-KLS22-AV-2060B/SDL24	24		0.70		2000		425.90	46.40	46.50	1520.0			
L-KLS22-AV-2060B/SDD48	48		1.10		2800		595.20	65.60	74.40	1520.0			
L-KLS22-AV-2060B/SDH48	48		0.80		2500		532.40	58.20	67.60	1520.0			
L-KLS22-AV-2060B/SDM48	48		0.60		2200		467.10	51.50	55.80	1520.0			
L-KLS22-AV-2060B/SDL48	48		0.40		2000		425.90	46.40	46.50	1520.0			

■ If you need customize, please contact KLS Sales

■ The above specifications are subject to change without prior notice. Please refer to the latest specifications.

■ Please contact your direct salesman or [sales@cnkls.com](mailto:sales@cnkls.com) / [kandy@cnkls.com](mailto:kandy@cnkls.com) for detail specification .

# EC AXIAL FAN














PHOTO	SIZE (MM)	KLS P/N	BEARING	VOLTAGE (VDC)	CURRENT (A)	SPEED (RPM)	AIR FLOW (CFM)	PRESSURE (mmAq)	NOISE (dBA)	W(g)
	60X60X28	L-KLS22-AV-6028B/SEH110-220	Sleeve or two ball	110-220	2.50	4500	23.50	5.00	31.50	68.0
		L-KLS22-AV-6028B/SEM110-220		110-220	2.00	3500	18.28	3.63	25.50	68.0
		L-KLS22-AV-6028B/SEL110-220		110-220	1.00	2500	13.06	1.85	20.46	68.0
	60X60X38	L-KLS22-AV-6038B/SEH110-220	Sleeve or two ball	110-220	2.50	4000	24.47	7.87	38.20	85.0
		L-KLS22-AV-6038B/SEM110-220		110-220	2.00	3000	18.35	5.30	31.24	85.0
		L-KLS22-AV-6038B/SEL110-220		110-220	1.50	2000	12.23	3.47	23.36	85.0
	80X80X38	L-KLS22-AV-8038B/SEH110-220	Sleeve or two ball	110-220	5.00	4000	53.73	8.52	43.52	180.0
		L-KLS22-AV-8038B/SEM110-220		110-220	4.00	3200	42.98	6.45	38.19	180.0
		L-KLS22-AV-8038B/SEL110-220		110-220	3.00	2500	33.58	4.33	32.29	180.0
	92X92X38	L-KLS22-AV-9238B/SEH110-220	Sleeve or two ball	110-220	5.00	3500	76.34	7.71	45.96	226.0
		L-KLS22-AV-9238B/SEM110-220		110-220	4.00	3000	65.44	5.66	42.27	266.0
		L-KLS22-AV-9238B/SEL110-220		110-220	3.00	2500	54.53	3.93	37.92	266.0
	120X120X38	L-KLS22-AV-1238B/SEH110-220	Sleeve or two ball	110-220	9.00	3000	119.47	7.84	44.47	265.0
		L-KLS22-AV-1238B/SEM110-220		110-220	7.00	2700	107.54	6.35	41.95	265.0
		L-KLS22-AV-1238B/SEL110-220		110-220	5.00	2400	95.59	5.02	39.14	265.0
	172X150X51	L-KLS22-AV-1751B/SEH110-220	Sleeve or two ball	110-220	25.00	3000	222.60	13.54	55.80	760.0
		L-KLS22-AV-1751B/SEM110-220		110-220	15.00	2500	185.00	9.40	46.50	760.0
		L-KLS22-AV-1751B/SEL110-220		110-220	10.00	2000	148.00	6.02	41.17	760.0
	200X200X60	L-KLS22-AV-2060B/SEH110-220	Sleeve or two ball	110-220	25.00	2500	532.40	58.20	67.60	1520.0
		L-KLS22-AV-2060B/SEM110-220		110-220	15.00	2200	467.10	51.50	55.80	1520.0
		L-KLS22-AV-2060B/SEL110-220		110-220	10.00	2000	425.90	46.40	46.50	1520.0

■ If you need customize, please contact KLS Sales

■ The above specifications are subject to change without prior notice. Please refer to the latest specifications.

■ Please contact your direct salesman or [sales@cnkls.com](mailto:sales@cnkls.com) / [kandy@cnkls.com](mailto:kandy@cnkls.com) for detail specification .

# AC AXIAL FAN

PHOTO	SIZE (MM)	KLS P/N	BEARING	VOLTAGE (VDC)	CURRENT (A)	SPEED (RPM)	AIR FLOW (CFM)	PRESSURE (mmAq)	NOISE (dBA)	W(g)
	60X60X30	L-KLS22-AV-6030B/SAH110-125	Sleeve or Two Ball	100-125	0.035/0.042	2550/3100	8.1/10.3	1.7/2.8	27/28	145
		L-KLS22-AV-6030B/SAH220-240		220-240	0.022/0.020	2550/3100	8.1/10.3	1.7/2.8	27/28	145
	80X80X25	L-KLS22-AV-8025B/SAH110-125	Sleeve or Two Ball	100-125	0.12/0.10	2500/3000	18/22	3.3/4.8	29/33	208
		L-KLS22-AV-8025B/SAH220-240		220-240	0.08/0.07	2500/3000	18/22	3.3/4.8	29/33	208
		L-KLS22-AV-8025B/SAM110-125		100-125	0.09/0.08	2200/2400	15/18	2.9/3.4	23/28	208
		L-KLS22-AV-8025B/SAM220-240		220-240	0.06/0.06	2200/2400	15/18	2.9/3.4	23/28	208
	80X80X38	L-KLS22-AV-8038B/SAH110-125	Sleeve or Two Ball	100-125	0.15/0.13	2400/2900	24/31	3.3/4.8	31/35	340
		L-KLS22-AV-8038B/SAH220-240		220-240	0.11/0.10	2400/2900	24/31	3.3/4.8	31/35	340
		L-KLS22-AV-8038B/SAM110-125		100-125	0.13/0.11	2200/2400	22/23	3.1/3.6	27/31	340
		L-KLS22-AV-8038B/SAM220-240		220-240	0.09/0.08	2200/2400	22/23	3.1/3.6	27/31	340
		L-KLS22-AV-8038B/SAL110-125		100-125	0.10/0.09	1800/1600	18/17	2.9/2.7	19/17	340
		L-KLS22-AV-8038B/SAL220-240		220-240	0.08/0.07	1800/1600	18/17	2.9/2.7	19/17	340
	92X92X25	L-KLS22-AV-8038B/SAH110-125	Sleeve or Two Ball	100-125	0.12/0.10	2500/2900	30/37	3.3/4.8	32/37	240
		L-KLS22-AV-8038B/SAH220-240		220-240	0.08/0.07	2500/2900	30/37	3.3/4.8	32/37	240
		L-KLS22-AV-8038B/SAM110-125		100-125	0.09/0.08	2300/2600	25/30	3.0/3.5	25/33	240
		L-KLS22-AV-8038B/SAM220-240		220-240	0.07/0.06	2300/2600	25/30	3.0/3.5	25/33	240
		L-KLS22-AV-8038B/SAL110-125		100-125	0.07/0.07	2000/2200	21/22	2.7/2.6	22/24	240
		L-KLS22-AV-8038B/SAL220-240		220-240	0.05/0.05	2000/2200	21/22	2.7/2.6	22/24	240
	92X92X38	L-KLS22-AV-9238B/SAH110-125	Sleeve or Two Ball	100-125	0.16/0.14	2400/2900	42/50	4.5/5.5	35/40	350
		L-KLS22-AV-9238B/SAH220-240		220-240	0.12/0.11	2400/2900	42/50	4.5/5.5	35/40	350
		L-KLS22-AV-9238B/SAM110-125		100-125	0.13/0.11	2200/2400	38/42	3.5/4.2	31/35	350
		L-KLS22-AV-9238B/SAM220-240		220-240	0.09/0.08	2200/2400	38/42	3.5/4.2	31/35	350
		L-KLS22-AV-9238B/SAL110-125		100-125	0.10/0.09	1800/1600	28/26	3.0/2.7	25/20	350
		L-KLS22-AV-9238B/SAL220-240		220-240	0.08/0.07	1800/1600	28/26	3.0/2.7	25/20	350
	120X120X25	L-KLS22-AV-1225B/SAH110-125	Sleeve or Two Ball	100-125	0.19/0.18	2200/2400	66/78	3.6/4.0	38/40	370
		L-KLS22-AV-1225B/SAH220-240		220-240	0.09/0.09	2200/2400	66/78	3.6/4.0	38/40	370
		L-KLS22-AV-1225B/SAM110-125		100-125	0.16/0.15	2000/2000	58/58	3.0/3.0	35/35	370
		L-KLS22-AV-1225B/SAM220-240		220-240	0.07/0.07	2000/2000	58/58	3.0/3.0	35/35	370
		L-KLS22-AV-1225B/SAL110-125		100-125	0.13/0.11	1800/1700	50/48	2.8/2.7	30/29	370
		L-KLS22-AV-1225B/SAL220-240		220-240	0.05/0.05	1800/1700	50/48	2.8/2.7	30/29	370
	120X120X38	L-KLS22-AV-1238B/SAH110-125-5B	Sleeve or Two Ball	100-125	0.22/0.18	2650/3000	91/113	6.7/7.6	40/45	530
		L-KLS22-AV-1238B/SAH220-240-5B		220-240	0.12/0.11	2650/3000	91/113	6.7/7.6	40/45	530
		L-KLS22-AV-1238B/SAM110-125-5B		100-125	0.17/0.15	2400/2200	75/70	5.6/5.0	37/35	530
		L-KLS22-AV-1238B/SAM220-240-5B		220-240	0.09/0.08	2400/2200	75/70	5.6/5.0	37/35	530
		L-KLS22-AV-1238B/SAL110-125-5B		100-125	0.14/0.12	2000/1800	66/60	4.8/4.5	30/29	530
		L-KLS22-AV-1238B/SAL220-240-5B		220-240	0.08/0.08	2000/1800	66/60	4.8/4.5	30/29	530
	120X120X38	L-KLS22-AV-1238B/SAH110-125-7B	Sleeve or Two Ball	100-125	0.22/0.18	2550/2900	96/119	6.7/8.0	40/45	540
		L-KLS22-AV-1238B/SAH220-240-7B		220-240	0.12/0.11	2550/2900	96/119	6.7/8.0	40/45	540
		L-KLS22-AV-1238B/SAM110-125-7B		100-125	0.17/0.15	2400/2200	85/78	4.9/4.5	37/35	540
		L-KLS22-AV-1238B/SAM220-240-7B		220-240	0.09/0.08	2400/2200	85/78	4.9/4.5	37/35	540
		L-KLS22-AV-1238B/SAL110-125-7B		100-125	0.14/0.12	2000/1800	74/64	4.0/3.7	30/29	540
		L-KLS22-AV-1238B/SAL220-240-7B		220-240	0.08/0.08	2000/1800	74/64	4.0/3.7	30/29	540
	150X150X50	L-KLS22-AV-1550B/SAH110-125	Sleeve or Two Ball	100-125	0.50/0.45	2600/3000	190/235	16.0/17.8	45/50	880
		L-KLS22-AV-1550B/SAH220-240		220-240	0.22/0.21	2600/3000	190/235	16.0/17.8	45/50	880
		L-KLS22-AV-1550B/SAM110-125		100-125	0.41/0.39	2400/2300	170/160	15.0/14.0	41/40	880
		L-KLS22-AV-1550B/SAM220-240		220-240	0.19/0.18	2400/2300	170/160	15.0/14.0	41/40	880
		L-KLS22-AV-1550B/SAL110-125		100-125	0.35/0.35	1900/1500	125/105	8.0/6.0	32/30	880
		L-KLS22-AV-1550B/SAL220-240		220-240	0.16/0.16	1900/1500	125/105	8.0/6.0	32/30	880
	158X158X50	L-KLS22-AV-1550B/SAH110-125-C	Two Ball	100-125	0.26/0.28	2700/3150	225/250	16.0/18.0	54/55	880
		L-KLS22-AV-1550B/SAH220-240-C		220-240	0.14/0.15	2700/3150	225/250	16.0/18.0	54/55	880
	172X150X51	L-KLS22-AV-1751B/SAH110-125-5B	Sleeve or Two Ball	100-125	0.50/0.45	2600/3000	190/235	16.0/17.8	45/50	850
		L-KLS22-AV-1751B/SAH220-240-5B		220-240	0.22/0.21	2600/3000	190/235	16.0/17.8	45/50	850
		L-KLS22-AV-1751B/SAM110-125-5B		100-125	0.41/0.39	2400/2300	170/160	15.0/14.0	41/40	850
		L-KLS22-AV-1751B/SAM220-240-5B		220-240	0.19/0.18	2400/2300	170/160	15.0/14.0	41/40	850
		L-KLS22-AV-1751B/SAL110-125-5B		100-125	0.35/0.35	1900/1500	125/105	8.0/6.0	32/30	850
		L-KLS22-AV-1751B/SAL220-240-5B		220-240	0.16/0.16	1900/1500	125/105	8.0/6.0	32/30	850
	172X150X51	L-KLS22-AV-1751B/SAH110-125-7B	Sleeve or Two Ball	100-125	0.50/0.45	2600/3000	206/251	17.0/18.0	45/50	880
		L-KLS22-AV-1751B/SAH220-240-7B		220-240	0.22/0.21	2600/3000	206/251	17.0/18.0	45/50	880
		L-KLS22-AV-1751B/SAM110-125-7B		100-125	0.41/0.39	2400/2300	185/175	15.0/14.0	41/40	880
		L-KLS22-AV-1751B/SAM220-240-7B		220-240	0.19/0.18	2400/2300	185/175	15.0/14.0	41/40	880
		L-KLS22-AV-1751B/SAL110-125-7B		100-125	0.35/0.35	1900/1500	140/130	8.0/6.0	32/30	880
		L-KLS22-AV-1751B/SAL220-240-7B		220-240	0.16/0.16	1900/1500	140/130	8.0/6.0	32/30	880
	172X150X51	L-KLS22-AV-1550BAH110-125-C	Two Ball	100-125	0.35/0.40	2800/3200	250/293	16.0/20.0	56/61	900
		L-KLS22-AV-1550BAH220-240-C		220-240	0.20/0.21	2800/3200	250/293	16.0/20.0	56/61	900
		L-KLS22-AV-1550BAM110-125-C		100-125	0.26/0.29	2400/2300	200/191	12.0/11.0	51/50	900
		L-KLS22-AV-1550BAM220-240-C		220-240	0.16/0.17	2400/2300	200/191	12.0/11.0	51/50	900

■ If you need customize, please contact KLS Sales




■ The above specifications are subject to change without prior notice. Please refer to the latest specifications.

■ Please contact your direct salesman or [sales@cnkls.com](mailto:sales@cnkls.com) / [kandy@cnkls.com](mailto:kandy@cnkls.com) for detail specification.













KLS ELECTRONIC CO.,LTD



# AC AXIAL FAN

PHOTO	SIZE (MM)	KLS P/N	BEARING	VOLTAGE (VDC)	CURRENT (A)	SPEED (RPM)	AIR FLOW (CFM)	PRESSURE (mmAq)	NOISE (dBA)	W(g)
	200X200X60	L-KLS22-AV-2060BAH110-125	Two Ball	100-125	0.56/0.56	2600/3000	370/420	25.0/33.0	58/63	1700
		L-KLS22-AV-2060BAH220-240		220-240	0.28/0.28	2600/3000	370/420	25.0/33.0	58/63	1700
	Φ210X72	L-KLS22-AV-1550BAH110-125-C	Two Ball	100-125	0.40/0.50	2600/3000	459/529	48.0/58.0	70/75	1700
		L-KLS22-AV-1550BAH220-240-C		220-240	0.24/0.28	2600/3000	459/529	48.0/58.0	70/75	1700
	Φ220X60	L-KLS22-AV-2260BAH110-125	Two Ball	100-125	0.56/0.56	2600/3000	400/450	28.0/36.0	61/66	1400
		L-KLS22-AV-2260BAH220-240		220-240	0.28/0.28	2600/3000	400/450	28.0/36.0	61/66	1400

# DC AXIAL FAN

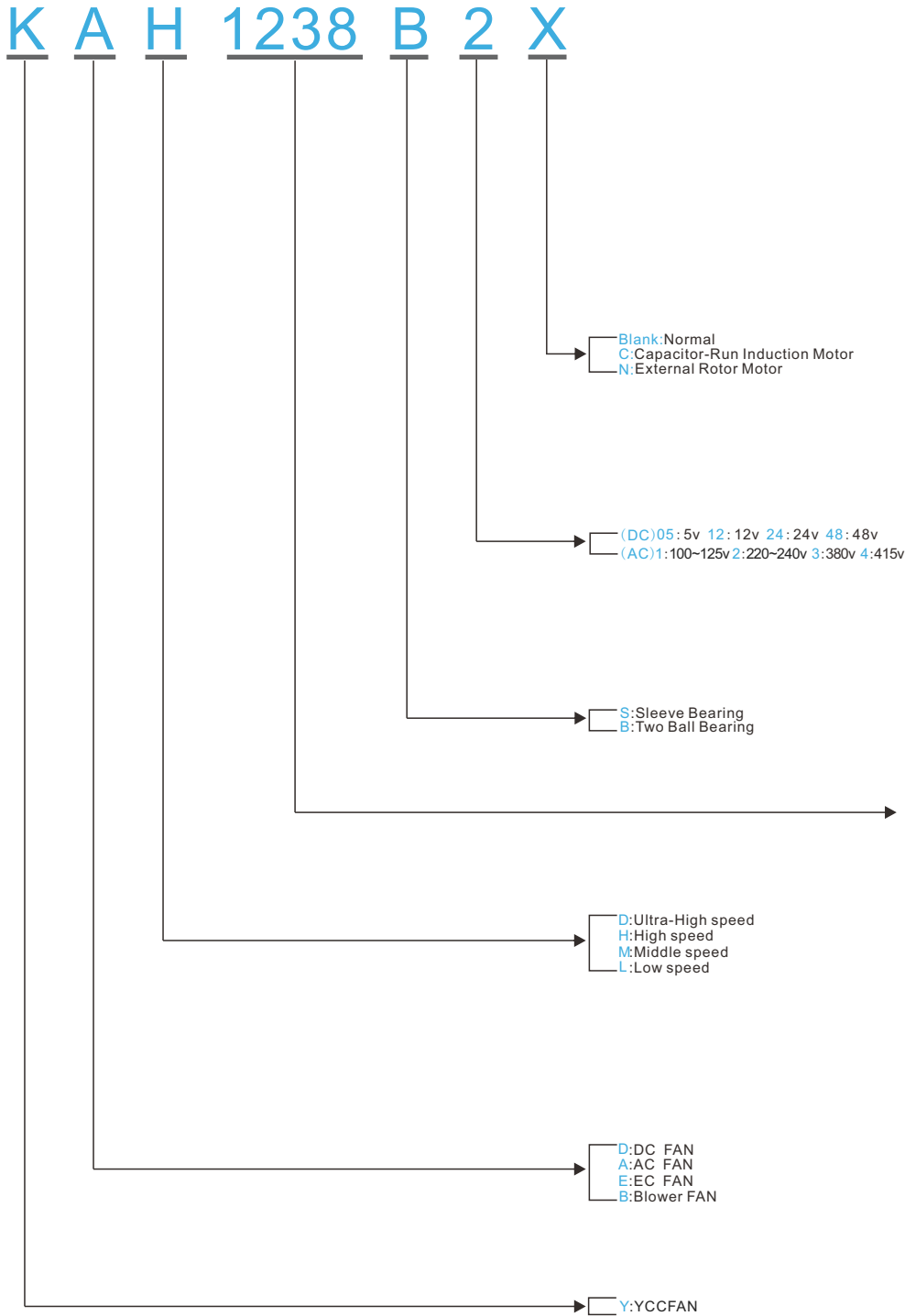
PHOTO	SIZE (MM)	KLS P/N	BEARING	VOLTAGE (VDC)	CURRENT (A)	SPEED (RPM)	AIR FLOW (CFM)	PRESSURE (mmAq)	NOISE (dBA)	W(g)
	35X35X07	L-KLS22-AV-3507/SBH5	Sleeve	5	0.20	6500	1.20	6.50	27.90	15.0
		L-KLS22-AV-3507/SBM5		5	0.15	5500	1.10	4.80	25.60	15.0
		L-KLS22-AV-3507/SBL5		5	0.10	4500	0.85	3.40	23.40	15.0
		L-KLS22-AV-3507/SBH12		12	0.15	7000	1.20	6.40	27.90	15.0
		L-KLS22-AV-3507/SBM12		12	0.10	5500	1.10	4.80	25.60	15.0
	52X*40X10	L-KLS22-AV-3507/SBL12	Sleeve or Two ball	12	0.06	4500	0.85	3.40	23.40	15.0
		L-KLS22-AV-4010B/SBH5		5	0.25	5500	2.71	9.07	30.80	21.0
		L-KLS22-AV-4010B/SBM5		5	0.20	4500	2.20	6.08	26.10	21.0
		L-KLS22-AV-4010B/SBL5		5	0.15	4000	1.97	4.80	23.20	21.0
		L-KLS22-AV-4010B/SBH12		12	0.20	6000	2.96	10.80	32.90	21.0
	40X40X20	L-KLS22-AV-4010B/SBM12	Sleeve or Two ball	12	0.15	5000	2.46	7.50	28.50	21.0
		L-KLS22-AV-4010B/SBL12		12	0.10	4000	1.97	4.80	23.20	21.0
		L-KLS22-AV-4020B/SBH5		5	0.26	6000	4.02	8.71	31.56	24.0
		L-KLS22-AV-4020B/SBM5		5	0.20	4500	3.11	5.62	27.15	24.0
		L-KLS22-AV-4020B/SBL5		5	0.14	3000	2.20	3.00	21.40	24.0
		L-KLS22-AV-4020B/SBH12		12	0.15	6000	4.02	8.71	31.56	24.0
		L-KLS22-AV-4020B/SBM12		12	0.11	4500	3.11	5.62	27.15	24.0
		L-KLS22-AV-4020B/SBL12		12	0.07	3000	2.20	3.00	21.40	24.0
		L-KLS22-AV-4020B/SBH24		24	0.10	6000	4.02	8.71	31.56	24.0
		L-KLS22-AV-4020B/SBM24		24	0.08	4500	3.11	5.62	27.15	24.0
	50X50X15	L-KLS22-AV-4020B/SBL24	Sleeve or Two ball	24	0.05	3000	2.20	3.00	21.40	24.0
		L-KLS22-AV-5015B/SBH5		5	0.30	4500	3.80	11.30	37.00	25.0
		L-KLS22-AV-5015B/SBM5		5	0.23	4000	3.40	7.40	35.00	25.0
		L-KLS22-AV-5015B/SBL5		5	0.17	3500	3.05	5.50	31.00	25.0
		L-KLS22-AV-5015B/SBH12		12	0.20	6000	5.28	16.50	44.00	25.0
		L-KLS22-AV-5015B/SBM12		12	0.10	5000	4.40	11.50	41.00	25.0
		L-KLS22-AV-5015B/SBL12		12	0.06	4000	3.40	7.40	35.00	25.0
		L-KLS22-AV-5015B/SBH24		24	0.20	6000	5.28	16.50	44.00	25.0
		L-KLS22-AV-5015B/SBM24		24	0.15	5000	4.40	11.50	41.00	25.0
		L-KLS22-AV-5015B/SBL24		24	0.10	4000	3.40	7.40	35.00	25.0
	50X50X20	L-KLS22-AV-5020B/SBH5	Sleeve or Two ball	5	0.50	6000	8.20	13.90	41.68	30.0
		L-KLS22-AV-5020B/SBM5		5	0.40	5000	6.80	9.60	37.00	30.0
		L-KLS22-AV-5020B/SBL5		5	0.30	4000	4.50	7.40	32.10	30.0
		L-KLS22-AV-5020B/SBH12		12	0.25	6000	8.20	13.90	41.68	30.0
		L-KLS22-AV-5020B/SBM12		12	0.20	5000	6.80	9.60	37.00	30.0
		L-KLS22-AV-5020B/SBL12		12	0.15	4000	4.50	7.40	32.10	30.0
		L-KLS22-AV-5020B/SBH24		24	0.18	6000	8.20	13.90	41.68	30.0
		L-KLS22-AV-5020B/SBM24		24	0.14	5000	6.80	9.60	37.00	30.0
		L-KLS22-AV-5020B/SBL24		24	0.10	4000	4.50	7.40	32.10	30.0
		L-KLS22-AV-6015B/SBH5		5	0.45	4500	4.45	15.53	40.60	35.0
	60X60X15	L-KLS22-AV-6015B/SBM5	Sleeve or Two ball	5	0.35	4000	3.85	11.50	37.90	35.0
		L-KLS22-AV-6015B/SBL5		5	0.25	3500	3.55	10.80	33.40	35.0
		L-KLS22-AV-6015B/SBH12		12	0.30	4500	4.45	15.53	40.60	35.0
		L-KLS22-AV-6015B/SBM12		12	0.20	4000	3.85	11.50	37.90	35.0
		L-KLS22-AV-6015B/SBL12		12	0.10	3500	3.55	10.80	33.40	35.0
		L-KLS22-AV-6015B/SBH24		24	0.15	4500	4.45	15.53	40.60	35.0
		L-KLS22-AV-6015B/SBM24		24	0.12	4000	3.85	11.50	37.90	35.0
		L-KLS22-AV-6015B/SBL24		24	0.08	3500	3.55	10.80	33.40	35.0
		L-KLS22-AV-6028B/SBH12		12	0.45	5000	18.20	23.10	48.60	70.0
		L-KLS22-AV-6028B/SBM12		12	0.25	4000	14.00	18.80	46.20	70.0
	60X60X28	L-KLS22-AV-6028B/SBL12	Sleeve or Two ball	12	0.10	3000	8.40	9.20	38.50	70.0
		L-KLS22-AV-6028B/SBH24		24	0.25	5000	18.20	23.10	48.60	70.0
		L-KLS22-AV-6028B/SBM24		24	0.15	4000	14.00	18.80	46.20	70.0
		L-KLS22-AV-6028B/SBL24		24	0.08	3000	8.40	9.20	38.50	70.0
		L-KLS22-AV-7530B/SBH12		12	0.31	4000	14.00	17.40	42.10	76.0
	75X75X30	L-KLS22-AV-7530B/SBM12	Sleeve or Two ball	12	0.23	3000	10.50	9.80	37.50	76.0
		L-KLS22-AV-7530B/SBL12		12	0.12	2000	7.10	3.90	27.50	76.0
		L-KLS22-AV-7530B/SBH24		24	0.30	4000	14.00	17.40	42.10	76.0
		L-KLS22-AV-7530B/SBM24		24	0.24	3000	10.50	9.80	37.50	76.0
		L-KLS22-AV-7530B/SBL24		24	0.18	2000	7.10	3.90	27.50	76.0
	93X93X30	L-KLS22-AV-9330B/SBH12	Sleeve or Two ball	12	0.45	4000	25.60	30.40	50.00	155.0
		L-KLS22-AV-9330B/SBM12		12	0.30	3000	19.20	18.80	45.00	155.0
		L-KLS22-AV-9330B/SBL12		12	0.20	2000	13.00	6.30	38.00	155.0
		L-KLS22-AV-9330B/SBH24		24	0.35	4000	25.60	30.40	50.00	155.0
		L-KLS22-AV-9330B/SBM24		24	0.15	3000	19.20	18.80	45.00	155.0
	97X94X33	L-KLS22-AV-9330B/SBL24	Sleeve or Two ball	24	0.10	2000	13.00	6.30	38.00	155.0
		L-KLS22-AV-9733B/SBH12		12	0.55	3500	22.40	25.40	47.30	146.0
		L-KLS22-AV-9733B/SBM12		12	0.48	3000	19.20	18.80	43.67	146.0
		L-KLS22-AV-9733B/SBL12		12	0.35	2500	15.80	10.20	38.90	146.0
		L-KLS22-AV-9733B/SBH24		24	0.35	3500	22.40	25.40	47.30	146.0
	Φ100X25	L-KLS22-AV-9733B/SBM24	Sleeve or Two ball	24	0.25	3000	19.20	18.80	43.67	146.0
		L-KLS22-AV-9733B/SBL24		24	0.15	2500	15.80	10.20	38.90	146.0
		L-KLS22-AV-1025B/SBH12		12	1.00	5000	50.09	34.23	57.42	123.0
		L-KLS22-AV-1025B/SBM12		12	0.50	4000	40.32	28.70	52.40	123.0
		L-KLS22-AV-1025B/SBL12		12	0.30	3000	32.24	21.85	44.53	123.0
		L-KLS22-AV-1025B/SBH24		24	0.50	5000	50.09	34.23	57.42	123.0
		L-KLS22-AV-1025B/SBM24		24	0.30	4000	40.32	28.70	52.40	123.0
		L-KLS22-AV-1025B/SBL24		24	0.20	3000	32.24	21.85	44.53	123.0
		L-KLS22-AV-1025B/SBH48		48	0.30	5000	50.09	34.23	57.42	123.0
		L-KLS22-AV-1025B/SBM48		48	0.20	4000	40.32	28.70	52.40	123.0
	120X120X32	L-KLS22-AV-1025B/SBL48	Sleeve or Two ball	48	0.10	3000	32.24	21.85	44.53	123.0
		L-KLS22-AV-1232B/SBH12		12	1.00	3000	34.30	28.70	50.50	240.0
		L-KLS22-AV-1232B/SBM12		12	0.70	2500	29.11	20.40	45.80	240.0
		L-KLS22-AV-1232B/SBL12		12	0.35	2000	24.40	15.60	40.60	240.0
		L-KLS22-AV-1232B/SBH24		24	0.40	3000	34.30	28.70	50.50	240.0
L-KLS22-AV-1232B/SBM24	24	0.30	2500	29.11	20.40	45.80	240.0			
L-KLS22-AV-1232B/SBL24	24	0.20	2000	24.40	15.60	40.60	240.0			

■ If you need customize, please contact KLS Sales  
 ■ The above specifications are subject to change without prior notice. Please refer to the latest specifications.  
 ■ Please contact your direct salesman or [sales@cnkls.com](mailto:sales@cnkls.com) / [kandy@cnkls.com](mailto:kandy@cnkls.com) for detail specification .

# Model Numbering System

## Index

### Model Numbering System



Model Number	Category	
2006:20X20X06mm	DC AXIAL FAN	
2010:20X20X10mm		
2507:25X25X07mm		
2510:25X25X10mm		
3007:30X30X07mm		
3010:30X30X10mm		
3510:35X35X10mm		
4007:40X40X07mm		
4010:40X40X10mm		
4015:40X40X15mm		EC AXIAL FAN
4020:40X40X20mm		
4028:40X40X28mm		
4510:45X45X10mm		
5010:50X50X10mm		
5015:50X50X15mm	AC AXIAL FAN	
5020:50X50X20mm		
6010:60X60X10mm		
6015:60X60X15mm		
6020:60X60X20mm		
6025:60X60X25mm		
6028:60X60X28mm		
6038:60X60X38mm		
7010:70X70X10mm		
7015:70X70X15mm		
7020:70X70X20mm	DC BLOWER FAN	
7025:70X70X25mm		
8010:80X80X10mm		
8015:80X80X15mm		
8020:80X80X20mm		
8025:80X80X25mm		
8032:80X80X32mm		
8038:80X80X38mm		
9225:92X92X25mm		
9232:92X92X32mm		
9238:92X92X38mm		
1225:120X120X25mm	DC AXIAL FAN	
1232:120X120X32mm		
1238:120X120X38mm		
1425:140X140X25mm		
1751:172X150X51mm		
2060:200X200X60mm		
6028:60X60X28mm		DC AXIAL FAN
6038:60X60X38mm		
8038:80X80X38mm		
9238:92X92X38mm		
1238:120X120X38mm		
1751:172X150X51mm		
2060:200X200X60mm		
6030:60X60X30mm	DC AXIAL FAN	
8025:80X80X25mm		
8038:80X80X38mm		
9225:92X92X25mm		
9238:92X92X38mm		
1225:120X120X25mm		
1238:120X120X38mm		
1550:150X150X50mm	DC AXIAL FAN	
1550:158X158X50mm		
1751:172X150X51mm		
1751:172X150X51mm		
2060:200X200X60mm		
2170:φ210X72mm		
2260:φ220X60mm		
3507:35X35X07mm		DC AXIAL FAN
4010:52X40X10mm		
4020:40X40X20mm		
5015:50X50X15mm		
5020:50X50X20mm		
6015:60X60X15mm		
6028:60X60X28mm		
7530:75X75X30mm		
9330:93X93X30mm		
9733:97X94X33mm		
1025:φ100X25mm		
1232:120X120X32mm		

**DC FAN SIZE: 20\*20\*06(mm)****DC****Air flow:0.77~1.41 CFM**

## ■ Product specifications

KLS P/N	BEARING	VOLTAGE(VDC)	CURRENT(A)	SPEED(RPM)	AIR FLOW(CFM)	PRESSURE(mmAq)	NOISE(dBA)	W(g)
L-KLS22-AV-2006SDH5	Sleeve	5	0.22	15000	1.41	5.22	33.65	4.0
L-KLS22-AV-2006SDM5		5	0.17	12000	1.02	3.69	26.87	4.0
L-KLS22-AV-2006SDL5		5	0.12	9000	0.77	2.02	20.34	4.0
L-KLS22-AV-2006SDH12		12	0.12	15000	1.41	5.22	33.65	4.0
L-KLS22-AV-2006SDM12		12	0.10	12000	1.02	3.69	26.87	4.0
L-KLS22-AV-2006SDL12		12	0.06	9000	0.77	2.02	20.34	4.0

- Fram:PBT Plastic

**DC FAN SIZE: 20\*20\*10(mm)****DC****Air flow:0.85~1.89 CFM**

## ■ Product specifications

KLS P/N	BEARING	VOLTAGE(VDC)	CURRENT(A)	SPEED(RPM)	AIR FLOW(CFM)	PRESSURE(mmAq)	NOISE(dBA)	W(g)
L-KLS22-AV-2010SDH5	Sleeve	5	0.20	16000	1.89	7.23	37.28	5.5
L-KLS22-AV-2010SDM5		5	0.15	12000	1.27	3.93	27.13	5.5
L-KLS22-AV-2010SDL5		5	0.10	9000	0.85	2.32	20.55	5.5
L-KLS22-AV-2010SDH12		12	0.15	16000	1.89	7.23	37.28	5.5
L-KLS22-AV-2010SDM12		12	0.10	12000	1.27	3.93	27.13	5.5
L-KLS22-AV-2010SDL12		12	0.07	9000	0.85	2.32	20.55	5.5

- Fram:PBT Plastic

**DC FAN SIZE: 25\*25\*07(mm)****DC****Air flow:1.80~2.69 CFM**

## ■ Product specifications

KLS P/N	BEARING	VOLTAGE(VDC)	CURRENT(A)	SPEED(RPM)	AIR FLOW(CFM)	PRESSURE(mmAq)	NOISE(dBA)	W(g)
L-KLS22-AV-2507SDH5	Sleeve	5	0.20	14000	2.69	4.55	26.40	6.0
L-KLS22-AV-2507SDM5		5	0.16	12000	2.30	3.74	23.52	6.0
L-KLS22-AV-2507SDL5		5	0.12	9000	1.80	2.64	20.58	6.0
L-KLS22-AV-2507SDH12		12	0.15	14000	2.69	4.55	26.40	6.0
L-KLS22-AV-2507SDM12		12	0.12	12000	2.30	3.74	23.52	6.0
L-KLS22-AV-2507SDL12		12	0.09	9000	1.80	2.64	20.58	6.0

- Fram:PBT Plastic

**DC FAN SIZE: 25\*25\*10(mm)****DC****Air flow:1.53~2.90 CFM**

## ■ Product specifications

KLS P/N	BEARING	VOLTAGE(VDC)	CURRENT(A)	SPEED(RPM)	AIR FLOW(CFM)	PRESSURE(mmAq)	NOISE(dBA)	W(g)
L-KLS22-AV-2510BDH5	Sleeve or two ball	5	0.25	13000	2.90	6.93	30.78	6.0
L-KLS22-AV-2510BDM5		5	0.20	10000	2.22	5.01	24.11	6.0
L-KLS22-AV-2510BDL5		5	0.15	7000	1.53	2.40	18.97	6.0
L-KLS22-AV-2510BDH12		12	0.20	13000	2.90	6.93	30.78	6.0
L-KLS22-AV-2510BDM12		12	0.15	10000	2.22	5.01	24.11	6.0
L-KLS22-AV-2510BDL12		12	0.10	7000	1.53	2.40	18.97	6.0

- Fram:PBT Plastic
- Please choose Sleeve or Two Ball Bearing

## DC FAN SIZE: 30\*30\*07(mm)

**DC**

### Air flow:2.15~3.74 CFM



#### Product specifications

KLS P/N	BEARING	VOLTAGE(VDC)	CURRENT(A)	SPEED(RPM)	AIR FLOW(CFM)	PRESSURE(mmAq)	NOISE(dBA)	W(g)
L-KLS22-AV-3007SDH5	Sleeve	5	0.20	10000	3.74	4.87	29.74	7.0
L-KLS22-AV-3007SDM5		5	0.16	8000	2.92	3.23	24.70	7.0
L-KLS22-AV-3007SDL5		5	0.12	6000	2.15	1.92	20.27	7.0
L-KLS22-AV-3007SDH12		12	0.12	10000	3.74	4.87	29.74	7.0
L-KLS22-AV-3007SDM12		12	0.10	8000	2.92	3.23	24.70	7.0
L-KLS22-AV-3007SDL12		12	0.08	6000	2.15	1.92	20.27	7.0

- Fram:PBT Plastic

## DC FAN SIZE: 30\*30\*10(mm)

**DC**

### Air flow:3.46~5.56 CFM



#### Product specifications

KLS P/N	BEARING	VOLTAGE(VDC)	CURRENT(A)	SPEED(RPM)	AIR FLOW(CFM)	PRESSURE(mmAq)	NOISE(dBA)	W(g)
L-KLS22-AV-3010BDH5	Sleeve or two ball	5	0.40	13000	5.56	5.89	33.50	8.0
L-KLS22-AV-3010BDM5		5	0.25	10000	4.28	4.58	29.20	8.0
L-KLS22-AV-3010BDL5		5	0.15	8000	3.46	3.76	26.50	8.0
L-KLS22-AV-3010BDH12		12	0.16	13000	5.56	5.89	33.50	8.0
L-KLS22-AV-3010BDM12		12	0.12	10000	4.28	4.58	29.20	8.0
L-KLS22-AV-3010BDL12		12	0.08	8000	3.46	3.76	26.50	8.0

- Fram:PBT Plastic
- Please choose Sleeve or Two Ball Bearing

## DC FAN SIZE: 35\*35\*10(mm)

**DC**

### Air flow:3.85~8.67 CFM



#### Product specifications

KLS P/N	BEARING	VOLTAGE(VDC)	CURRENT(A)	SPEED(RPM)	AIR FLOW(CFM)	PRESSURE(mmAq)	NOISE(dBA)	W(g)
L-KLS22-AV-3510BDH5	Sleeve or two ball	5	0.23	10000	8.67	4.23	34.20	9.0
L-KLS22-AV-3510BDM5		5	0.22	8000	7.02	3.50	31.50	9.0
L-KLS22-AV-3510BDL5		5	0.13	5000	3.85	1.31	21.30	9.0
L-KLS22-AV-3510BDH12		12	0.14	10000	8.67	4.23	34.20	9.0
L-KLS22-AV-3510BDM12		12	0.11	8000	7.02	3.50	31.50	9.0
L-KLS22-AV-3510BDL12		12	0.08	5000	3.85	1.31	21.30	9.0

- Fram:PBT Plastic
- Please choose Sleeve or Two Ball Bearing

## DC FAN SIZE: 40\*40\*07(mm)

**DC**

### Air flow:4.34~6.07 CFM



#### Product specifications

KLS P/N	BEARING	VOLTAGE(VDC)	CURRENT(A)	SPEED(RPM)	AIR FLOW(CFM)	PRESSURE(mmAq)	NOISE(dBA)	W(g)
L-KLS22-AV-4007SDH5	Sleeve	5	0.26	7000	6.07	3.03	31.59	8.5
L-KLS22-AV-4007SDM5		5	0.20	6000	5.20	2.60	27.08	8.5
L-KLS22-AV-4007SDL5		5	0.12	5000	4.34	2.17	22.57	8.5
L-KLS22-AV-4007SDH12		12	0.13	7000	6.07	3.03	31.59	8.5
L-KLS22-AV-4007SDM12		12	0.10	6000	5.20	2.60	27.08	8.5
L-KLS22-AV-4007SDL12		12	0.07	5000	4.34	2.17	22.57	8.5

- Fram:PBT Plastic

**DC FAN SIZE: 40\*40\*10(mm)****DC****Air flow:6.59~8.89 CFM**

## ■ Product specifications

KLS P/N	BEARING	VOLTAGE(VDC)	CURRENT(A)	SPEED(RPM)	AIR FLOW(CFM)	PRESSURE(mmAq)	NOISE(dBA)
L-KLS22-AV-4010B/SDH5	Sleeve or two ball	5	0.25	8000	8.89	5.11	33.14
L-KLS22-AV-4010B/SDM5		5	0.20	6500	7.93	3.51	28.17
L-KLS22-AV-4010B/SDL5		5	0.15	5000	6.59	2.05	25.29
L-KLS22-AV-4010B/SDH12		12	0.20	8000	8.89	5.11	33.14
L-KLS22-AV-4010B/SDM12		12	0.10	6500	7.93	3.51	28.17
L-KLS22-AV-4010B/SDL12		12	0.04	5000	6.59	2.05	25.29
L-KLS22-AV-4010B/SDH24		24	0.10	8000	8.89	5.11	33.14
L-KLS22-AV-4010B/SDM24		24	0.06	6500	7.93	3.51	28.17
L-KLS22-AV-4010B/SDL24		24	0.04	5000	6.59	2.05	25.29

- Fram:PBT Plastic
- Please choose Sleeve or Two Ball Bearing

**DC FAN SIZE: 40\*40\*15(mm)****DC****Air flow:5.53~9.64 CFM**

## ■ Product specifications

KLS P/N	BEARING	VOLTAGE(VDC)	CURRENT(A)	SPEED(RPM)	AIR FLOW(CFM)	PRESSURE(mmAq)	NOISE(dBA)	W(g)
L-KLS22-AV-4015B/SDH5	Sleeve or two ball	5	0.40	7500	9.64	6.85	33.52	23.5
L-KLS22-AV-4015B/SDM5		5	0.30	6500	8.12	5.04	30.24	23.5
L-KLS22-AV-4015B/SDL5		5	0.20	4500	5.53	2.53	21.71	23.5
L-KLS22-AV-4015B/SDH12		12	0.26	7500	9.64	6.85	33.52	23.5
L-KLS22-AV-4015B/SDM12		12	0.18	6500	8.12	5.04	30.24	23.5
L-KLS22-AV-4015B/SDL12		12	0.10	4500	5.53	2.53	21.71	23.5
L-KLS22-AV-4015B/SDH24		24	0.12	7500	9.64	6.85	33.52	23.5
L-KLS22-AV-4015B/SDM24		24	0.10	6500	8.12	5.04	30.24	23.5
L-KLS22-AV-4015B/SDL24		24	0.06	4500	5.53	2.53	21.71	23.5

- Fram:PBT Plastic
- Please choose Sleeve or Two Ball Bearing

**DC FAN SIZE: 40\*40\*20(mm)****DC****Air flow:5.70~10.32 CFM**

## ■ Product specifications

KLS P/N	BEARING	VOLTAGE(VDC)	CURRENT(A)	SPEED(RPM)	AIR FLOW(CFM)	PRESSURE(mmAq)	NOISE(dBA)	W(g)
L-KLS22-AV-4020B/SDH5	Sleeve or two ball	5	0.26	9000	10.32	8.04	37.95	23.0
L-KLS22-AV-4020B/SDM5		5	0.20	7000	8.03	5.95	31.95	23.0
L-KLS22-AV-4020B/SDL5		5	0.14	5000	5.70	3.14	23.46	23.0
L-KLS22-AV-4020B/SDH12		12	0.10	9000	10.32	8.04	37.95	23.0
L-KLS22-AV-4020B/SDM12		12	0.08	7000	8.03	5.95	31.95	23.0
L-KLS22-AV-4020B/SDL12		12	0.04	5000	5.70	3.14	23.46	23.0
L-KLS22-AV-4020B/SDH24		24	0.08	9000	10.32	8.04	37.95	23.0
L-KLS22-AV-4020B/SDM24		24	0.06	7000	8.03	5.95	31.95	23.0
L-KLS22-AV-4020B/SDL24		24	0.04	5000	5.70	3.14	23.46	23.0

- Fram:PBT Plastic
- Please choose Sleeve or Two Ball Bearing

**DC FAN SIZE: 40\*40\*28(mm)****DC****Air flow:7.02~24.89 CFM**

## ■ Product specifications

KLS P/N	BEARING	VOLTAGE(VDC)	CURRENT(A)	SPEED(RPM)	AIR FLOW(CFM)	PRESSURE(mmAq)	NOISE(dBA)	W(g)
L-KLS22-AV-4028B/SDH5	Sleeve or two ball	5	0.40	8000	11.23	7.32	34.82	35.0
L-KLS22-AV-4028B/SDM5		5	0.30	6500	9.12	4.75	29.86	35.0
L-KLS22-AV-4028B/SDL5		5	0.25	5000	7.02	2.81	23.59	35.0
L-KLS22-AV-4028B/SDH12		12	0.50	13000	24.89	22.01	54.47	35.0
L-KLS22-AV-4028B/SDM12		12	0.30	10000	16.94	14.32	46.35	35.0
L-KLS22-AV-4028B/SDL12		12	0.15	8000	11.23	7.32	34.82	35.0
L-KLS22-AV-4028B/SDH24		24	0.25	13000	24.89	22.01	54.47	35.0
L-KLS22-AV-4028B/SDM24		24	0.15	10000	16.94	14.32	46.35	35.0
L-KLS22-AV-4028B/SDL24		24	0.10	8000	11.23	7.32	34.82	35.0

- Fram:PBT Plastic
- Please choose Sleeve or Two Ball Bearing

**DC FAN SIZE: 45\*45\*10(mm)****Air flow:5.47~11.09 CFM****DC**

## ■ Product specifications

KLS P/N	BEARING	VOLTAGE(VDC)	CURRENT(A)	SPEED(RPM)	AIR FLOW(CFM)	PRESSURE(mmAq)	NOISE(dBA)	W(g)
L-KLS22-AV-4510B/SDH5	Sleeve or two ball	5	0.20	8000	11.09	6.49	39.81	15.0
L-KLS22-AV-4510B/SDM5		5	0.16	6000	8.32	3.65	32.69	15.0
L-KLS22-AV-4510B/SDL5		5	0.12	4000	5.47	1.68	28.91	15.0
L-KLS22-AV-4510B/SDH12		12	0.12	8000	11.09	6.49	39.81	15.0
L-KLS22-AV-4510B/SDM12		12	0.10	6000	8.32	3.65	32.69	15.0
L-KLS22-AV-4510B/SDL12		12	0.08	4000	5.47	1.68	28.91	15.0
L-KLS22-AV-4510B/SDH24		24	0.08	8000	11.09	6.49	39.81	15.0
L-KLS22-AV-4510B/SDM24		24	0.06	6000	8.32	3.65	32.69	15.0
L-KLS22-AV-4510B/SDL24		24	0.04	4000	5.47	1.68	28.91	15.0

- Fram:PBT Plastic
- Please choose Sleeve or Two Ball Bearing

**DC FAN SIZE: 50\*50\*10(mm)****Air flow:7.30~15.66 CFM****DC**

## ■ Product specifications

KLS P/N	BEARING	VOLTAGE(VDC)	CURRENT(A)	SPEED(RPM)	AIR FLOW(CFM)	PRESSURE(mmAq)	NOISE(dBA)	W(g)
L-KLS22-AV-5010B/SDH5	Sleeve or two ball	5	0.25	7500	15.66	5.37	37.47	20.0
L-KLS22-AV-5010B/SDM5		5	0.20	5500	11.49	3.35	32.06	20.0
L-KLS22-AV-5010B/SDL5		5	0.15	3500	7.30	1.77	22.82	20.0
L-KLS22-AV-5010B/SDH12		12	0.17	7500	15.66	5.37	37.47	20.0
L-KLS22-AV-5010B/SDM12		12	0.12	5500	11.49	3.35	32.06	20.0
L-KLS22-AV-5010B/SDL12		12	0.06	3500	7.30	1.77	22.82	20.0
L-KLS22-AV-5010B/SDH24		24	0.10	7500	15.66	5.37	37.47	20.0
L-KLS22-AV-5010B/SDM24		24	0.08	5500	11.49	3.35	32.06	20.0
L-KLS22-AV-5010B/SDL24		24	0.06	3500	7.30	1.77	22.82	20.0

- Fram:PBT Plastic
- Please choose Sleeve or Two Ball Bearing

**DC FAN SIZE: 50\*50\*15(mm)****Air flow:10.85~18.05 CFM****DC**

## ■ Product specifications

KLS P/N	BEARING	VOLTAGE(VDC)	CURRENT(A)	SPEED(RPM)	AIR FLOW(CFM)	PRESSURE(mmAq)	NOISE(dBA)	W(g)
L-KLS22-AV-5015B/SDH5	Sleeve or two ball	5	0.30	6500	18.05	6.97	34.74	29.0
L-KLS22-AV-5015B/SDM5		5	0.23	5000	13.89	4.32	28.48	29.0
L-KLS22-AV-5015B/SDL5		5	0.17	3500	10.85	2.25	23.38	29.0
L-KLS22-AV-5015B/SDH12		12	0.16	6500	18.05	6.97	34.74	29.0
L-KLS22-AV-5015B/SDM12		12	0.12	5000	13.89	4.32	28.48	29.0
L-KLS22-AV-5015B/SDL12		12	0.08	3500	10.85	2.25	23.38	29.0
L-KLS22-AV-5015B/SDH24		24	0.10	6500	18.05	6.97	34.74	29.0
L-KLS22-AV-5015B/SDM24		24	0.08	5000	13.89	4.32	28.48	29.0
L-KLS22-AV-5015B/SDL24		24	0.06	3500	10.85	2.25	23.38	29.0

- Fram:PBT Plastic
- Please choose Sleeve or Two Ball Bearing

**DC FAN SIZE: 50\*50\*20(mm)****Air flow:4.34~6.07 CFM****DC**

## ■ Product specifications

KLS P/N	BEARING	VOLTAGE(VDC)	CURRENT(A)	SPEED(RPM)	AIR FLOW(CFM)	PRESSURE(mmAq)	NOISE(dBA)	W(g)
L-KLS22-AV-5020B/SDH5	Sleeve or two ball	5	0.32	6000	21.71	6.55	35.08	32.0
L-KLS22-AV-5020B/SDM5		5	0.26	4500	14.99	4.03	28.80	32.0
L-KLS22-AV-5020B/SDL5		5	0.18	3000	9.99	2.28	21.72	32.0
L-KLS22-AV-5020B/SDH12		12	0.20	6000	21.71	6.55	35.08	32.0
L-KLS22-AV-5020B/SDM12		12	0.15	4500	14.99	4.03	28.80	32.0
L-KLS22-AV-5020B/SDL12		12	0.09	3000	9.99	2.28	21.72	32.0
L-KLS22-AV-5020B/SDH24		24	0.12	6000	21.71	6.55	35.08	32.0
L-KLS22-AV-5020B/SDM24		24	0.08	4500	14.99	4.03	28.80	32.0
L-KLS22-AV-5020B/SDL24		24	0.06	3000	9.99	2.28	21.72	32.0

- Fram:PBT Plastic
- Please choose Sleeve or Two Ball Bearing

## DC FAN SIZE : 60\*60\*10(mm)

# Air flow:12.30~21.45 CFM



DC

### Product specifications

KLS P/N	BEARING	VOLTAGE(VDC)	CURRENT(A)	SPEED(RPM)	AIR FLOW(CFM)	PRESSURE(mmAq)	NOISE(dBA)	W(g)
L-KLS22-AV-6010B/SDH5	Sleeve or two ball	5	0.35	5000	21.45	3.89	36.08	27.0
L-KLS22-AV-6010B/SDM5		5	0.30	4000	16.90	2.59	30.49	27.0
L-KLS22-AV-6010B/SDL5		5	0.25	3000	12.30	1.43	23.54	27.0
L-KLS22-AV-6010B/SDH12		12	0.30	5000	21.45	3.89	36.08	27.0
L-KLS22-AV-6010B/SDM12		12	0.20	4000	16.90	2.59	30.49	27.0
L-KLS22-AV-6010B/SDL12		12	0.10	3000	12.30	1.43	23.54	27.0
L-KLS22-AV-6010B/SDH24		24	0.15	5000	21.45	3.89	36.08	27.0
L-KLS22-AV-6010B/SDM24		24	0.12	4000	16.90	2.59	30.49	27.0
L-KLS22-AV-6010B/SDL24		24	0.08	3000	12.30	1.43	23.54	27.0

- Fram:PBT Plastic
- Please choose Sleeve or Two Ball Bearing

## DC FAN SIZE : 60\*60\*15(mm)

# Air flow:14.67~24.79 CFM



DC

### Product specifications

KLS P/N	BEARING	VOLTAGE(VDC)	CURRENT(A)	SPEED(RPM)	AIR FLOW(CFM)	PRESSURE(mmAq)	NOISE(dBA)	W(g)
L-KLS22-AV-6015B/SDH5	Sleeve or two ball	5	0.26	5000	24.79	3.67	37.96	33.0
L-KLS22-AV-6015B/SDM5		5	0.20	4000	19.83	2.35	34.63	33.0
L-KLS22-AV-6015B/SDL5		5	0.14	3000	14.67	1.27	28.54	33.0
L-KLS22-AV-6015B/SDH12		12	0.30	5000	24.79	3.67	37.96	33.0
L-KLS22-AV-6015B/SDM12		12	0.20	4000	19.83	2.35	34.63	33.0
L-KLS22-AV-6015B/SDL12		12	0.10	3000	14.67	1.27	28.54	33.0
L-KLS22-AV-6015B/SDH24		24	0.15	5000	24.79	3.67	37.96	33.0
L-KLS22-AV-6015B/SDM24		24	0.12	4000	19.83	2.35	34.63	33.0
L-KLS22-AV-6015B/SDL24		24	0.08	3000	14.67	1.27	28.54	33.0

- Fram:PBT Plastic
- Please choose Sleeve or Two Ball Bearing

## DC FAN SIZE : 60\*60\*20(mm)

# Air flow:15.21~24.31 CFM



DC

### Product specifications

KLS P/N	BEARING	VOLTAGE(VDC)	CURRENT(A)	SPEED(RPM)	AIR FLOW(CFM)	PRESSURE(mmAq)	NOISE(dBA)	W(g)
L-KLS22-AV-6020B/SDH5	Sleeve or two ball	5	0.40	5000	24.31	5.66	34.37	49.0
L-KLS22-AV-6020B/SDM5		5	0.30	4000	20.28	3.65	29.04	49.0
L-KLS22-AV-6020B/SDL5		5	0.20	3000	15.21	2.05	22.17	49.0
L-KLS22-AV-6020B/SDH12		12	0.45	5000	24.31	5.66	34.37	49.0
L-KLS22-AV-6020B/SDM12		12	0.30	4000	20.28	3.65	29.04	49.0
L-KLS22-AV-6020B/SDL12		12	0.15	3000	15.21	2.05	22.17	49.0
L-KLS22-AV-6020B/SDH24		24	0.12	5000	24.31	5.66	34.37	49.0
L-KLS22-AV-6020B/SDM24		24	0.08	4000	20.28	3.65	29.04	49.0
L-KLS22-AV-6020B/SDL24		24	0.05	3000	15.21	2.05	22.17	49.0

- Fram:PBT Plastic
- Please choose Sleeve or Two Ball Bearing

## DC FAN SIZE : 60\*60\*25(mm)

# Air flow:18.48~33.98 CFM



DC

### Product specifications

KLS P/N	BEARING	VOLTAGE(VDC)	CURRENT(A)	SPEED(RPM)	AIR FLOW(CFM)	PRESSURE(mmAq)	NOISE(dBA)	W(g)
L-KLS22-AV-6025B/SDH12	Sleeve or two ball	12	0.30	6000	33.98	10.79	45.52	60.0
L-KLS22-AV-6025B/SDM12		12	0.20	4500	25.77	6.16	37.21	60.0
L-KLS22-AV-6025B/SDL12		12	0.10	3000	18.48	3.73	27.41	60.0
L-KLS22-AV-6025B/SDH24		24	0.20	6000	33.98	10.79	45.52	60.0
L-KLS22-AV-6025B/SDM24		24	0.15	4500	25.77	6.16	37.21	60.0
L-KLS22-AV-6025B/SDL24		24	0.10	3000	18.48	3.73	27.41	60.0
L-KLS22-AV-6025B/SDH48		48	0.15	6000	33.98	10.79	45.52	60.0
L-KLS22-AV-6025B/SDM48		48	0.10	4500	25.77	6.16	37.21	60.0
L-KLS22-AV-6025B/SDL48		48	0.06	3000	18.48	3.73	27.41	60.0

- Fram:PBT Plastic
- Please choose Sleeve or Two Ball Bearing



**DC FAN SIZE: 60\*60\*28(mm)****Air flow:16.50~24.74 CFM****DC**

## ■ Product specifications

KLS P/N	BEARING	VOLTAGE(VDC)	CURRENT(A)	SPEED(RPM)	AIR FLOW(CFM)	PRESSURE(mmAq)	NOISE(dBA)	W(g)
L-KLS22-AV-6028B/SDH12	Sleeve or two ball	12	0.30	6000	24.74	6.28	41.26	68.0
L-KLS22-AV-6028B/SDM12		12	0.20	5000	20.62	4.68	37.80	68.0
L-KLS22-AV-6028B/SDL12		12	0.10	4000	16.50	3.52	32.47	68.0
L-KLS22-AV-6028B/SDH24		24	0.15	6000	24.74	6.28	41.26	68.0
L-KLS22-AV-6028B/SDM24		24	0.10	5000	20.62	4.68	37.80	68.0
L-KLS22-AV-6028B/SDL24		24	0.06	4000	16.50	3.52	32.47	68.0
L-KLS22-AV-6028B/SDH48		48	0.08	6000	24.74	6.28	41.26	68.0
L-KLS22-AV-6028B/SDM48		48	0.06	5000	20.62	4.68	37.80	68.0
L-KLS22-AV-6028B/SDL48		48	0.04	4000	16.50	3.52	32.47	68.0

- Fram:PBT Plastic
- Please choose Sleeve or Two Ball Bearing

**DC FAN SIZE: 60\*60\*38(mm)****Air flow:36.73~50.15 CFM****DC**

## ■ Product specifications

KLS P/N	BEARING	VOLTAGE(VDC)	CURRENT(A)	SPEED(RPM)	AIR FLOW(CFM)	PRESSURE(mmAq)	NOISE(dBA)	W(g)
L-KLS22-AV-6038B/SDH12	Sleeve or two ball	12	1.00	8000	50.15	24.49	55.32	85.0
L-KLS22-AV-6038B/SDM12		12	0.75	7000	43.44	19.44	51.28	85.0
L-KLS22-AV-6038B/SDL12		12	0.52	6000	36.73	13.13	47.63	85.0
L-KLS22-AV-6038B/SDH24		24	0.50	8000	50.15	24.49	55.32	85.0
L-KLS22-AV-6038B/SDM24		24	0.39	7000	43.44	19.44	51.28	85.0
L-KLS22-AV-6038B/SDL24		24	0.25	6000	36.73	13.13	47.63	85.0
L-KLS22-AV-6038B/SDH48		48	0.26	8000	50.15	24.49	55.32	85.0
L-KLS22-AV-6038B/SDM48		48	0.19	7000	43.44	19.44	51.28	85.0
L-KLS22-AV-6038B/SDL48		48	0.12	6000	36.73	13.13	47.63	85.0

- Fram:PBT Plastic
- Please choose Sleeve or Two Ball Bearing

**DC FAN SIZE: 70\*70\*10(mm)****Air flow:20.52~34.20 CFM****DC**

## ■ Product specifications

KLS P/N	BEARING	VOLTAGE(VDC)	CURRENT(A)	SPEED(RPM)	AIR FLOW(CFM)	PRESSURE(mmAq)	NOISE(dBA)	W(g)
L-KLS22-AV-7010B/SDH5	Sleeve or two ball	5	0.40	5000	34.20	5.06	37.56	33.0
L-KLS22-AV-7010B/SDM5		5	0.30	4000	27.36	3.24	31.82	33.0
L-KLS22-AV-7010B/SDL5		5	0.20	3000	20.52	1.82	26.95	33.0
L-KLS22-AV-7010B/SDH12		12	0.21	5000	34.20	5.06	37.56	33.0
L-KLS22-AV-7010B/SDM12		12	0.14	4000	27.36	3.24	31.82	33.0
L-KLS22-AV-7010B/SDL12		12	0.10	3000	20.52	1.82	26.95	33.0
L-KLS22-AV-7010B/SDH24		24	0.13	5000	34.20	5.06	37.56	33.0
L-KLS22-AV-7010B/SDM24		24	0.11	4000	27.36	3.24	31.82	33.0
L-KLS22-AV-7010B/SDL24		24	0.08	3000	20.52	1.82	26.95	33.0

- Fram:PBT Plastic
- Please choose Sleeve or Two Ball Bearing

**DC FAN SIZE: 70\*70\*15(mm)****Air flow:25.32~40.79 CFM****DC**

## ■ Product specifications

KLS P/N	BEARING	VOLTAGE(VDC)	CURRENT(A)	SPEED(RPM)	AIR FLOW(CFM)	PRESSURE(mmAq)	NOISE(dBA)	W(g)
L-KLS22-AV-7015B/SDH5	Sleeve or two ball	5	0.45	5000	40.79	6.72	39.41	48.0
L-KLS22-AV-7015B/SDM5		5	0.30	4000	32.63	4.30	33.08	48.0
L-KLS22-AV-7015B/SDL5		5	0.20	3000	25.32	2.69	28.20	48.0
L-KLS22-AV-7015B/SDH12		12	0.28	5000	40.79	6.72	39.41	48.0
L-KLS22-AV-7015B/SDM12		12	0.17	4000	32.63	4.30	33.08	48.0
L-KLS22-AV-7015B/SDL12		12	0.11	3000	25.32	2.69	28.20	48.0
L-KLS22-AV-7015B/SDH24		24	0.14	5000	40.79	6.72	39.41	48.0
L-KLS22-AV-7015B/SDM24		24	0.11	4000	32.63	4.30	33.08	48.0
L-KLS22-AV-7015B/SDL24		24	0.08	3000	25.32	2.69	28.20	48.0

- Fram:PBT Plastic
- Please choose Sleeve or Two Ball Bearing

## DC FAN SIZE: 70\*70\*20(mm)

# Air flow:25.42~43.25 CFM

**DC**


### Product specifications

KLS P/N	BEARING	VOLTAGE(VDC)	CURRENT(A)	SPEED(RPM)	AIR FLOW(CFM)	PRESSURE(mmAq)	NOISE(dBA)	W(g)
L-KLS22-AV-7020B/SDH12	Sleeve or two ball	12	0.48	5000	43.25	7.04	41.15	52.0
L-KLS22-AV-7020B/SDM12		12	0.24	4000	34.21	4.38	35.76	52.0
L-KLS22-AV-7020B/SDL12		12	0.15	3000	25.42	2.68	26.85	52.0
L-KLS22-AV-7020B/SDH24		24	0.25	5000	43.25	7.04	41.15	52.0
L-KLS22-AV-7020B/SDM24		24	0.15	4000	34.21	4.38	35.76	52.0
L-KLS22-AV-7020B/SDL24		24	0.10	3000	25.42	2.68	26.85	52.0

- Fram:PBT Plastic
- Please choose Sleeve or Two Ball Bearing

## DC FAN SIZE: 70\*70\*25(mm)

# Air flow:29.72~49.14 CFM

**DC**


### Product specifications

KLS P/N	BEARING	VOLTAGE(VDC)	CURRENT(A)	SPEED(RPM)	AIR FLOW(CFM)	PRESSURE(mmAq)	NOISE(dBA)	W(g)
L-KLS22-AV-7025B/SDH12	Sleeve or two ball	12	0.40	5000	49.14	8.85	42.52	63.0
L-KLS22-AV-7025B/SDM12		12	0.25	4000	39.32	6.71	36.86	63.0
L-KLS22-AV-7025B/SDL12		12	0.15	3000	29.72	4.81	29.84	63.0
L-KLS22-AV-7025B/SDH24		24	0.20	5000	49.14	8.85	42.52	63.0
L-KLS22-AV-7025B/SDM24		24	0.11	4000	39.32	6.71	36.86	63.0
L-KLS22-AV-7025B/SDL24		24	0.08	3000	29.72	4.81	29.84	63.0
L-KLS22-AV-7025B/SDH48		48	0.12	5000	49.14	8.85	42.52	63.0
L-KLS22-AV-7025B/SDM48		48	0.08	4000	39.32	6.71	36.86	63.0
L-KLS22-AV-7025B/SDL48		48	0.06	3000	29.72	4.81	29.84	63.0

- Fram:PBT Plastic
- Please choose Sleeve or Two Ball Bearing

## DC FAN SIZE: 80\*80\*10(mm)

# Air flow:15.58~23.45 CFM

**DC**


### Product specifications

KLS P/N	BEARING	VOLTAGE(VDC)	CURRENT(A)	SPEED(RPM)	AIR FLOW(CFM)	PRESSURE(mmAq)	NOISE(dBA)	W(g)
L-KLS22-AV-8010B/SDH5	Sleeve or two ball	5	0.35	3000	23.45	1.81	30.75	38.0
L-KLS22-AV-8010B/SDM5		5	0.25	2500	19.68	1.31	26.25	38.0
L-KLS22-AV-8010B/SDL5		5	0.17	2000	15.58	0.90	22.08	38.0
L-KLS22-AV-8010B/SDH12		12	0.24	3000	23.45	1.81	30.75	38.0
L-KLS22-AV-8010B/SDM12		12	0.18	2500	15.58	0.90	22.08	38.0
L-KLS22-AV-8010B/SDL12		12	0.12	2000	15.58	0.90	22.08	38.0
L-KLS22-AV-8010B/SDH24		24	0.15	3000	23.45	1.81	30.75	38.0
L-KLS22-AV-8010B/SDM24		24	0.12	2500	19.68	1.31	26.25	38.0
L-KLS22-AV-8010B/SDL24		24	0.08	2000	15.58	0.90	22.08	38.0

- Fram:PBT Plastic
- Please choose Sleeve or Two Ball Bearing

## DC FAN SIZE: 80\*80\*15(mm)

# Air flow:18.99~30.16 CFM

**DC**


### Product specifications

KLS P/N	BEARING	VOLTAGE(VDC)	CURRENT(A)	SPEED(RPM)	AIR FLOW(CFM)	PRESSURE(mmAq)	NOISE(dBA)	W(g)
L-KLS22-AV-8015B/SDH12	Sleeve or two ball	12	0.17	3000	30.16	2.38	34.57	54.0
L-KLS22-AV-8015B/SDM12		12	0.12	2500	24.89	1.69	29.80	54.0
L-KLS22-AV-8015B/SDL12		12	0.08	2000	18.99	1.03	24.15	54.0
L-KLS22-AV-8015B/SDH24		24	0.11	3000	30.16	2.38	34.57	54.0
L-KLS22-AV-8015B/SDM24		24	0.08	2500	24.89	1.69	29.80	54.0
L-KLS22-AV-8015B/SDL24		24	0.05	2000	18.99	1.03	24.15	54.0

- Fram:PBT Plastic
- Please choose Sleeve or Two Ball Bearing

## DC FAN SIZE: 80\*80\*20(mm)

# Air flow:25.15~42.44 CFM

**DC**

**Product specifications**

KLS P/N	BEARING	VOLTAGE(VDC)	CURRENT(A)	SPEED(RPM)	AIR FLOW(CFM)	PRESSURE(mmAq)	NOISE(dBA)	W(g)
L-KLS22-AV-8020B/SDH12	Sleeve or two ball	12	0.30	4000	42.44	5.50	41.50	60.0
L-KLS22-AV-8020B/SDM12		12	0.20	3200	33.95	3.55	34.67	60.0
L-KLS22-AV-8020B/SDL12		12	0.10	2400	25.15	2.03	28.90	60.0
L-KLS22-AV-8020B/SDH24		24	0.20	4000	42.44	5.50	41.50	60.0
L-KLS22-AV-8020B/SDM24		24	0.15	3200	33.95	3.55	34.67	60.0
L-KLS22-AV-8020B/SDL24		24	0.10	2400	25.15	2.03	28.90	60.0

- Fram:PBT Plastic
- Please choose Sleeve or Two Ball Bearing

## DC FAN SIZE: 80\*80\*25(mm)

# Air flow:34.55~476.02 CFM

**DC**

**Product specifications**

KLS P/N	BEARING	VOLTAGE(VDC)	CURRENT(A)	SPEED(RPM)	AIR FLOW(CFM)	PRESSURE(mmAq)	NOISE(dBA)	W(g)
L-KLS22-AV-8025B/SDM12	Sleeve or two ball	12	0.25	3500	49.59	5.74	37.60	73.0
L-KLS22-AV-8025B/SDL12		12	0.18	3000	42.51	4.22	33.92	73.0
L-KLS22-AV-8025B/SDH24		24	0.08	2500	34.55	3.02	28.52	73.0
L-KLS22-AV-8025B/SDH24		24	0.50	5500	76.02	14.61	48.35	73.0
L-KLS22-AV-8025B/SDM24		24	0.30	4500	64.96	9.92	43.60	73.0
L-KLS22-AV-8025B/SDL24		24	0.15	3500	49.59	5.74	37.60	73.0
L-KLS22-AV-8025B/SDH48		48	0.16	5500	76.02	14.61	48.35	73.0
L-KLS22-AV-8025B/SDM48		48	0.12	4500	64.96	9.92	43.60	73.0
L-KLS22-AV-8025B/SDL48		48	0.08	3500	49.59	5.74	37.60	73.0

- Fram:PBT Plastic
- Please choose Sleeve or Two Ball Bearing

## DC FAN SIZE: 80\*80\*32(mm)

# Air flow:59.23~76.25 CFM

**DC**

**Product specifications**

KLS P/N	BEARING	VOLTAGE(VDC)	CURRENT(A)	SPEED(RPM)	AIR FLOW(CFM)	PRESSURE(mmAq)	NOISE(dBA)	W(g)
L-KLS22-AV-8032B/SDH12	Sleeve or two ball	12	1.55	6000	76.25	18.18	49.23	95.0
L-KLS22-AV-8032B/SDM12		12	0.85	5000	65.26	11.67	44.06	95.0
L-KLS22-AV-8032B/SDL12		12	0.45	4000	59.23	5.85	37.15	95.0
L-KLS22-AV-8032B/SDH24		24	0.78	6000	76.25	18.18	49.23	95.0
L-KLS22-AV-8032B/SDM24		24	0.45	5000	65.26	11.67	44.06	95.0
L-KLS22-AV-8032B/SDL24		24	0.25	4000	59.23	5.85	37.15	95.0
L-KLS22-AV-8032B/SDH48		48	0.30	6000	76.25	18.18	49.23	95.0
L-KLS22-AV-8032B/SDM48		48	0.20	5000	65.26	11.67	44.06	95.0
L-KLS22-AV-8032B/SDL48		48	0.10	4000	59.23	5.85	37.15	95.0

- Fram:PBT Plastic
- Please choose Sleeve or Two Ball Bearing

## DC FAN SIZE: 80\*80\*38(mm)

# Air flow:36.66~58.58 CFM

**DC**

**Product specifications**

KLS P/N	BEARING	VOLTAGE(VDC)	CURRENT(A)	SPEED(RPM)	AIR FLOW(CFM)	PRESSURE(mmAq)	NOISE(dBA)	W(g)
L-KLS22-AV-8038B/SDD12	Sleeve or two ball	12	2.00	7500	101.13	31.89	58.58	180.0
L-KLS22-AV-8038B/SDH12		12	0.50	5000	67.12	14.88	49.86	180.0
L-KLS22-AV-8038B/SDM12		12	0.30	4000	53.73	9.52	43.52	180.0
L-KLS22-AV-8038B/SDL12		12	0.20	3000	40.27	6.36	36.66	180.0
L-KLS22-AV-8038B/SDD24		24	1.00	7500	101.13	31.89	58.58	180.0
L-KLS22-AV-8038B/SDH24		24	0.45	5000	67.12	14.88	49.86	180.0
L-KLS22-AV-8038B/SDM24		24	0.35	4000	53.73	9.52	43.52	180.0
L-KLS22-AV-8038B/SDL24		24	0.25	3000	40.27	6.36	36.66	180.0
L-KLS22-AV-8038B/SDD48		48	0.50	7500	101.13	31.89	58.58	180.0
L-KLS22-AV-8038B/SDH48		48	0.30	5000	67.12	14.88	49.86	180.0
L-KLS22-AV-8038B/SDM48		48	0.20	4000	53.73	9.52	43.52	180.0
L-KLS22-AV-8038B/SDL48		48	0.10	3000	40.27	6.36	36.66	180.0

- Fram:PBT Plastic
- Please choose Sleeve or Two Ball Bearing

**DC FAN SIZE: 92\*92\*25(mm)****DC****Air flow:39.87~84.21 CFM**

## ■ Product specifications

KLS P/N	BEARING	VOLTAGE(VDC)	CURRENT(A)	SPEED(RPM)	AIR FLOW(CFM)	PRESSURE(mmAq)	NOISE(dBA)	W(g)
L-KLS22-AV-9225B/SDD12	Sleeve or two ball	12	0.50	4500	84.21	8.56	45.14	85.0
L-KLS22-AV-9225B/SDH12		12	0.30	3000	57.94	4.88	33.46	85.0
L-KLS22-AV-9225B/SDM12		12	0.16	2500	46.46	2.85	28.58	85.0
L-KLS22-AV-9225B/SDL12		12	0.10	2000	39.87	1.90	25.87	85.0
L-KLS22-AV-9225B/SDD24		24	0.40	4500	84.21	8.56	45.14	85.0
L-KLS22-AV-9225B/SDH24		24	0.30	4000	73.96	7.42	40.46	85.0
L-KLS22-AV-9225B/SDM24		24	0.20	3500	64.71	5.68	36.80	85.0
L-KLS22-AV-9225B/SDL24		24	0.10	2000	39.87	1.90	25.87	85.0
L-KLS22-AV-9225B/SDD48		48	0.20	4500	84.21	8.56	45.14	85.0
L-KLS22-AV-9225B/SDH48		48	0.15	4000	73.96	7.42	40.46	85.0
L-KLS22-AV-9225B/SDM48		48	0.12	3500	64.71	5.68	36.80	85.0
L-KLS22-AV-9225B/SDL48		48	0.08	2000	39.87	1.90	25.87	85.0

- Fram:PBT Plastic
- Please choose Sleeve or Two Ball Bearing

**DC FAN SIZE: 92\*92\*32(mm)****DC****Air flow:69.72~105.94 CFM**

## ■ Product specifications

KLS P/N	BEARING	VOLTAGE(VDC)	CURRENT(A)	SPEED(RPM)	AIR FLOW(CFM)	PRESSURE(mmAq)	NOISE(dBA)	W(g)
L-KLS22-AV-9232B/SDH12	Sleeve or two ball	12	0.50	5000	105.94	16.80	52.12	200.0
L-KLS22-AV-9232B/SDM12		12	0.30	4000	83.95	10.56	46.39	200.0
L-KLS22-AV-9232B/SDL12		12	0.20	3000	69.72	6.41	38.32	200.0
L-KLS22-AV-9232B/SDH24		24	0.40	5000	105.94	16.80	52.12	200.0
L-KLS22-AV-9232B/SDM24		24	0.25	4000	83.95	10.56	46.39	200.0
L-KLS22-AV-9232B/SDL24		24	0.15	3000	69.72	6.41	38.32	200.0
L-KLS22-AV-9232B/SDH48		48	0.20	5000	105.94	16.80	52.12	200.0
L-KLS22-AV-9232B/SDM48		48	0.15	4000	83.95	10.56	46.39	200.0
L-KLS22-AV-9232B/SDL48		48	0.10	3000	69.72	6.41	38.32	200.0

- Fram:PBT Plastic
- Please choose Sleeve or Two Ball Bearing

**DC FAN SIZE: 92\*92\*38(mm)****DC****Air flow:69.73~112.54 CFM**

## ■ Product specifications

KLS P/N	BEARING	VOLTAGE(VDC)	CURRENT(A)	SPEED(RPM)	AIR FLOW(CFM)	PRESSURE(mmAq)	NOISE(dBA)	W(g)
L-KLS22-AV-9238B/SDH12	Sleeve or two ball	12	0.60	4800	112.54	15.22	52.14	226.0
L-KLS22-AV-9238B/SDM12		12	0.45	4000	92.97	11.86	48.36	266.0
L-KLS22-AV-9238B/SDL12		12	0.30	3000	69.73	7.67	39.49	266.0
L-KLS22-AV-9238B/SDD24		24	0.55	5500	128.96	19.98	56.44	226.0
L-KLS22-AV-9238B/SDH24		24	0.35	5000	117.23	18.51	53.12	226.0
L-KLS22-AV-9238B/SDM24		24	0.25	4000	92.97	11.86	48.36	266.0
L-KLS22-AV-9238B/SDL24		24	0.15	3000	69.73	7.67	39.49	266.0
L-KLS22-AV-9238B/SDD48		48	0.30	5500	128.96	19.98	56.44	226.0
L-KLS22-AV-9238B/SDH48		48	0.25	5000	117.23	18.51	53.12	226.0
L-KLS22-AV-9238B/SDM48		48	0.15	4000	92.97	11.86	48.36	266.0
L-KLS22-AV-9238B/SDL48		48	0.10	3000	69.73	7.67	39.49	266.0

- Fram:PBT Plastic
- Please choose Sleeve or Two Ball Bearing

**DC FAN SIZE: 120\*120\*25(mm)****Air flow:52.58~132.58 CFM****DC**

## ■ Product specifications

KLS P/N	BEARING	VOLTAGE (VDC)	CURRENT(A)	SPEED(RPM)	AIR FLOW(CFM)	PRESSURE(mmAq)	NOISE(dBA)	W(g)
L-KLS22-AV-1225B/SDH5	Sleeve or two ball	5	0.50	2000	79.75	2.57	32.48	148.0
L-KLS22-AV-1225B/SDM5		5	0.30	1800	66.05	2.01	28.12	148.0
L-KLS22-AV-1225B/SDL5		5	0.20	1500	52.58	1.37	24.43	148.0
L-KLS22-AV-1225B/SDH12		12	0.30	2500	93.52	3.69	37.81	148.0
L-KLS22-AV-1225B/SDM12		12	0.20	2000	79.75	2.57	32.48	148.0
L-KLS22-AV-1225B/SDL12		12	0.12	1500	52.58	1.37	24.43	148.0
L-KLS22-AV-1225B/SDH18		18	0.30	2500	93.52	3.69	37.81	148.0
L-KLS22-AV-1225B/SDM18		18	0.25	2000	79.75	2.57	32.48	148.0
L-KLS22-AV-1225B/SDL18		18	0.20	1500	52.58	1.37	24.43	148.0
L-KLS22-AV-1225B/SDH24		24	0.40	4300	132.58	13.64	51.05	148.0
L-KLS22-AV-1225B/SDM24		24	0.30	3000	87.25	6.27	40.12	148.0
L-KLS22-AV-1225B/SDL24		24	0.15	2000	59.75	2.57	30.48	148.0
L-KLS22-AV-1225B/SDH48		48	0.20	4300	132.58	13.64	51.05	148.0
L-KLS22-AV-1225B/SDM48		48	0.15	3000	87.25	6.27	40.12	148.0
L-KLS22-AV-1225B/SDL48		48	0.10	2000	59.75	2.57	30.48	148.0

- Fram:PBT Plastic
- Please choose Sleeve or Two Ball Bearing

**DC FAN SIZE: 120\*120\*32(mm)****Air flow:95.79~139.09 CFM****DC**

## ■ Product specifications

KLS P/N	BEARING	VOLTAGE (VDC)	CURRENT(A)	SPEED(RPM)	AIR FLOW(CFM)	PRESSURE(mmAq)	NOISE(dBA)	W(g)
L-KLS22-AV-1232B/SDH12	Sleeve or two ball	12	0.60	3500	139.09	9.47	48.68	200.0
L-KLS22-AV-1232B/SDM12		12	0.50	3000	117.53	7.28	45.68	200.0
L-KLS22-AV-1232B/SDL12		12	0.32	2500	95.79	5.21	39.63	200.0
L-KLS22-AV-1232B/SDH24		24	0.40	3500	139.09	9.47	48.68	200.0
L-KLS22-AV-1232B/SDM24		24	0.30	3000	117.53	7.28	45.68	200.0
L-KLS22-AV-1232B/SDL24		24	0.20	2500	95.79	5.21	39.63	200.0
L-KLS22-AV-1232B/SDH48		48	0.20	3500	139.09	9.47	48.68	200.0
L-KLS22-AV-1232B/SDM48		48	0.15	3000	117.53	7.28	45.68	200.0
L-KLS22-AV-1232B/SDL48		48	0.10	2500	95.79	5.21	39.63	200.0

- Fram:PBT Plastic
- Please choose Sleeve or Two Ball Bearing

**DC FAN SIZE: 120\*120\*38(mm)****Air flow:116.75~163.07 CFM****DC**

## ■ Product specifications

KLS P/N	BEARING	VOLTAGE (VDC)	CURRENT(A)	SPEED(RPM)	AIR FLOW(CFM)	PRESSURE(mmAq)	NOISE(dBA)	W(g)
L-KLS22-AV-1238B/SDH12	Sleeve or two ball	12	0.70	3800	163.07	12.57	53.71	265.0
L-KLS22-AV-1238B/SDM12		12	0.40	3200	139.78	9.14	49.81	265.0
L-KLS22-AV-1238B/SDL12		12	0.30	2600	116.75	6.24	42.68	265.0
L-KLS22-AV-1238B/SDH24		24	0.60	3800	163.07	12.57	53.71	265.0
L-KLS22-AV-1238B/SDM24		24	0.40	3200	139.78	9.14	49.81	265.0
L-KLS22-AV-1238B/SDL24		24	0.20	2600	116.75	6.24	42.68	265.0
L-KLS22-AV-1238B/SDH48		48	0.30	3800	163.07	12.57	53.71	265.0
L-KLS22-AV-1238B/SDM48		48	0.20	3200	139.78	9.14	49.81	265.0
L-KLS22-AV-1238B/SDL48		48	0.10	2600	116.75	6.24	42.68	265.0

- Fram:PBT Plastic
- Please choose Sleeve or Two Ball Bearing

- If you need customize, please contact KLS Sales
- The above specifications are subject to change without prior notice. Please refer to the latest specifications.
- Please contact your direct salesman or [sales@cnkls.com](mailto:sales@cnkls.com) / [kandy@cnkls.com](mailto:kandy@cnkls.com) for detail specification .

**DC FAN SIZE: 140\*140\*25(mm)****DC****Air flow:63.75~91.25 CFM**

## ■ Product specifications

KLS P/N	BEARING	VOLTAGE(VDC)	CURRENT(A)	SPEED(RPM)	AIR FLOW(CFM)	PRESSURE(mmAq)	NOISE(dBA)	W(g)
L-KLS22-AV-1425B/SDH12	Sleeve or two ball	12	0.30	2000	91.25	3.52	37.30	167.0
L-KLS22-AV-1425B/SDM12		12	0.25	1700	77.41	3.24	32.47	167.0
L-KLS22-AV-1425B/SDL12		12	0.20	1400	63.75	2.26	29.85	167.0
L-KLS22-AV-1425B/SDH24		24	0.23	2000	91.25	3.52	37.30	167.0
L-KLS22-AV-1425B/SDM24		24	0.18	1700	77.41	3.24	32.47	167.0
L-KLS22-AV-1425B/SDL24		24	0.13	1400	63.75	2.26	29.85	167.0

- Fram:PBT Plastic
- Please choose Sleeve or Two Ball Bearing

**DC FAN SIZE: 172\*150\*51(mm)****DC****Air flow:185.20~296.50 CFM**

## ■ Product specifications

KLS P/N	BEARING	VOLTAGE(VDC)	CURRENT(A)	SPEED(RPM)	AIR FLOW(CFM)	PRESSURE(mmAq)	NOISE(dBA)	W(g)
L-KLS22-AV-1751B/SDD12	Sleeve or two ball	12	2.80	4000	296.50	24.04	74.40	760.0
L-KLS22-AV-1751B/SDH12		12	2.00	3500	266.70	19.48	67.30	760.0
L-KLS22-AV-1751B/SDM12		12	1.20	3000	222.60	13.54	55.80	760.0
L-KLS22-AV-1751B/SDL12		12	0.80	2500	185.20	9.40	46.50	760.0
L-KLS22-AV-1751B/SDD24		24	1.50	4000	296.50	24.04	74.40	760.0
L-KLS22-AV-1751B/SDH24		24	1.00	3500	266.70	19.48	67.30	760.0
L-KLS22-AV-1751B/SDM24		24	0.60	3000	222.60	13.54	55.80	760.0
L-KLS22-AV-1751B/SDL24		24	0.40	2500	185.20	9.40	46.50	760.0
L-KLS22-AV-1751B/SDD48		48	0.80	4000	296.50	24.04	74.40	760.0
L-KLS22-AV-1751B/SDH48		48	0.60	3500	266.70	19.48	67.30	760.0
L-KLS22-AV-1751B/SDM48		48	0.35	3000	222.60	13.54	55.80	760.0
L-KLS22-AV-1751B/SDL48		48	0.25	2500	185.20	9.40	46.50	760.0

- Fram:PBT Plastic
- Please choose Sleeve or Two Ball Bearing

**DC FAN SIZE: 200\*200\*60(mm)****DC****Air flow:425.90~595.20 CFM**

## ■ Product specifications

KLS P/N	BEARING	VOLTAGE(VDC)	CURRENT(A)	SPEED(RPM)	AIR FLOW(CFM)	PRESSURE(mmAq)	NOISE(dBA)	W(g)
L-KLS 22-AV- 2060B/SDD24	Sleeve or two ball	24	2.00	2800	595.20	65.60	74.40	1520.0
L-KLS 22-AV- 2060B/SDH24		24	1.50	2500	532.40	58.20	67.60	1520.0
L-KLS 22-AV- 2060B/SDM24		24	1.00	2200	467.10	51.50	55.80	1520.0
L-KLS 22-AV- 2060B/SDL24		24	0.70	2000	425.90	46.40	46.50	1520.0
L-KLS 22-AV- 2060B/SDD48		48	1.10	2800	595.20	65.60	74.40	1520.0
L-KLS 22-AV- 2060B/SDH48		48	0.80	2500	532.40	58.20	67.60	1520.0
L-KLS 22-AV- 2060B/SDM48		48	0.60	2200	467.10	51.50	55.80	1520.0
L-KLS 22-AV- 2060B/SDL48		48	0.40	2000	425.90	46.40	46.50	1520.0

- Fram:PBT Plastic
- Please choose Sleeve or Two Ball Bearing

EC

**EC FAN SIZE : 60\*60\*28(mm)****Air flow:13.06~23.50 CFM**

## ■ Product specifications

KLS P/N	BEARING	VOLTAGE(VDC)	CURRENT(A)	SPEED(RPM)	AIR FLOW(CFM)	PRESSURE(mmAq)	NOISE(dBA)	W(g)
L-KLS22-AV-6028B/SEH110-220	Sleeve or two ball	110-220	2.50	4500	23.50	5.00	31.50	68.0
L-KLS22-AV-6028B/SEM110-220		110-220	2.00	3500	18.28	3.63	25.50	68.0
L-KLS22-AV-6028B/SEL110-220		110-220	1.00	2500	13.06	1.85	20.46	68.0

- Fram:Zinc Alloy
- Please choose Sleeve or Two Ball Bearing

EC

**EC FAN SIZE : 60\*60\*38(mm)****Air flow:12.23~24.47 CFM**

## ■ Product specifications

KLS P/N	BEARING	VOLTAGE(VDC)	CURRENT(A)	SPEED(RPM)	AIR FLOW(CFM)	PRESSURE (mmAq)	NOISE(dBA)	W(g)
L-KLS22-AV-6038B/SEH110-220	Sleeve or two ball	110-220	2.50	4000	24.47	7.87	38.20	85.0
L-KLS22-AV-6038B/SEM110-220		110-220	2.00	3000	18.35	5.30	31.24	85.0
L-KLS22-AV-6038B/SEL110-220		110-220	1.50	2000	12.23	3.47	23.36	85.0

- Fram:Zinc Alloy
- Please choose Sleeve or Two Ball Bearing

EC

**EC FAN SIZE : 80\*80\*38(mm)****Air flow:33.58~53.73 CFM**

## ■ Product specifications

KLS P/N	BEARING	VOLTAGE(VDC)	CURRENT(A)	SPEED(RPM)	AIR FLOW(CFM)	PRESSURE(mmAq)	NOISE(dBA)	W(g)
L-KLS22-AV-8038B/SEH110-220	Sleeve or two ball	110-220	5.00	4000	53.73	8.52	43.52	180.0
L-KLS22-AV-8038B/SEM110-220		110-220	4.00	3200	42.98	6.45	38.19	180.0
L-KLS22-AV-8038B/SEL110-220		110-220	3.00	2500	33.58	4.33	32.29	180.0

- Fram:Zinc Alloy
- Please choose Sleeve or Two Ball Bearing

EC

**EC FAN SIZE : 92\*92\*38(mm)****Air flow:54.53~76.34 CFM**

## ■ Product specifications

KLS P/N	BEARING	VOLTAGE(VDC)	CURRENT(A)	SPEED(RPM)	AIR FLOW(CFM)	PRESSURE(mmAq)	NOISE(dBA)	W(g)
L-KLS22-AV-9238B/SEH110-220	Sleeve or two ball	110-220	5.00	3500	76.34	7.71	45.96	226.0
L-KLS22-AV-9238B/SEM110-220		110-220	4.00	3000	65.44	5.66	42.27	266.0
L-KLS22-AV-9238B/SEL110-220		110-220	3.00	2500	54.53	3.93	37.92	266.0

- Fram:Zinc Alloy
- Please choose Sleeve or Two Ball Bearing

**EC FAN SIZE: 120\*120\*38(mm)****EC****Air flow:95.59~119.47 CFM**

## ■ Product specifications

KLS P/N	BEARING	VOLTAGE(VDC)	CURRENT(A)	SPEED(RPM)	AIR FLOW(CFM)	PRESSURE (mmAq)	NOISE(dBA)	W(g)
L-KLS22-AV-1238B/SEH110-220	Sleeve or two ball	110-220	9.00	3000	119.47	7.84	44.47	265.0
L-KLS22-AV-1238B/SEM110-220		110-220	7.00	2700	107.54	6.35	41.95	265.0
L-KLS22-AV-1238B/SEL110-220		110-220	5.00	2400	95.59	5.02	39.14	265.0

- Fram:Zinc Alloy
- Please choose Sleeve or Two Ball Bearing

**EC FAN SIZE: 172\*150\*51(mm)****EC****Air flow:148.00~222.60 CFM**

## ■ Product specifications

KLS P/N	BEARING	VOLTAGE(VDC)	CURRENT(A)	SPEED(RPM)	AIR FLOW(CFM)	PRESSURE(mmAq)	NOISE(dBA)	W(g)
L-KLS22-AV-1751B/SEH110-220	Sleeve or two ball	110-220	25.00	3000	222.60	13.54	55.80	760.0
L-KLS22-AV-1751B/SEM110-220		110-220	15.00	2500	185.00	9.40	46.50	760.0
L-KLS22-AV-1751B/SEL110-220		110-220	10.00	2000	148.00	6.02	41.17	760.0

- Fram:Zinc Alloy
- Please choose Sleeve or Two Ball Bearing

**EC FAN SIZE: 200\*200\*60(mm)****EC****Air flow:425.90~532.40 CFM**

## ■ Product specifications

KLS P/N	BEARING	VOLTAGE(VDC)	CURRENT(A)	SPEED(RPM)	AIR FLOW(CFM)	PRESSURE(mmAq)	NOISE(dBA)	W(g)
L-KLS22-AV-2060B/SEH110-220	Sleeve or two ball	110-220	25.00	2500	532.40	58.20	67.60	1520.0
L-KLS22-AV-2060B/SEM110-220		110-220	15.00	2200	467.10	51.50	55.80	1520.0
L-KLS22-AV-2060B/SEL110-220		110-220	10.00	2000	425.90	46.40	46.50	1520.0

- Fram:Zinc Alloy
- Please choose Sleeve or Two Ball Bearing



**AC FAN SIZE: 60\*60\*30(mm)****AC****Air flow:8.1~10.3CFM**

## ■ Product specifications

KLS P/N	BEARING	VOLTAGE(VDC)	CURRENT(A)	SPEED(RPM)	AIR FLOW(CFM)	PRESSURE(mmAq)	NOISE(dBA)	W(g)
L-KLS22-AV-6030B/SAH110-125	Sleeve or Two Ball	100-125	0.035/0.042	2550/3100	8.1/10.3	1.7/2.8	27/28	145
L-KLS22-AV-6030B/SAH220-240		220-240	0.022/0.020	2550/3100	8.1/10.3	1.7/2.8	27/28	145

- Fram:Zinc Alloy
- Please choose Sleeve or Two Ball Bearing

**AC FAN SIZE: 80\*80\*25(mm)****AC****Air flow:15/18~18/22 CFM**

## ■ Product specifications

KLS P/N	BEARING	VOLTAGE(VDC)	CURRENT(A)	SPEED(RPM)	AIR FLOW(CFM)	PRESSURE(mmAq)	NOISE(dBA)	W(g)
L-KLS22-AV-8025B/SAH110-125	Sleeve or Two Ball	100-125	0.12/0.10	2500/3000	18/22	3.3/4.8	29/33	208
L-KLS22-AV-8025B/SAH220-240		220-240	0.08/0.07	2500/3000	18/22	3.3/4.8	29/33	208
L-KLS22-AV-8025B/SAM110-125		100-125	0.09/0.08	2200/2400	15/18	2.9/3.4	23/28	208
L-KLS22-AV-8025B/SAM220-240		220-240	0.06/0.06	2200/2400	15/18	2.9/3.4	23/28	208

- Fram:Zinc Alloy
- Please choose Sleeve or Two Ball Bearing

**AC FAN SIZE: 80\*80\*38(mm)****AC****Air flow:18/17~24/31 CFM**

## ■ Product specifications

KLS P/N	BEARING	VOLTAGE(VDC)	CURRENT(A)	SPEED(RPM)	AIR FLOW(CFM)	PRESSURE(mmAq)	NOISE(dBA)	W(g)
L-KLS22-AV-8038B/SAH110-125	Sleeve or Two Ball	100-125	0.15/0.13	2400/2900	24/31	3.3/4.8	31/35	340
L-KLS22-AV-8038B/SAH220-240		220-240	0.11/0.10	2400/2900	24/31	3.3/4.8	31/35	340
L-KLS22-AV-8038B/SAM110-125		100-125	0.13/0.11	2200/2400	22/23	3.1/3.6	27/31	340
L-KLS22-AV-8038B/SAM220-240		220-240	0.09/0.08	2200/2400	22/23	3.1/3.6	27/31	340
L-KLS22-AV-8038B/SAL110-125		100-125	0.10/0.09	1800/1600	18/17	2.9/2.7	19/17	340
L-KLS22-AV-8038B/SAL220-240		220-240	0.08/0.07	1800/1600	18/17	2.9/2.7	19/17	340

- Fram:Zinc Alloy
- Please choose Sleeve or Two Ball Bearing

**AC FAN SIZE: 92\*92\*25(mm)****AC****Air flow:21/22~30/37 CFM**

## ■ Product specifications

KLS P/N	BEARING	VOLTAGE(VDC)	CURRENT(A)	SPEED(RPM)	AIR FLOW(CFM)	PRESSURE(mmAq)	NOISE(dBA)	W(g)
L-KLS22-AV-8038B/SAH110-125	Sleeve or Two Ball	100-125	0.12/0.10	2500/2900	30/37	3.3/4.8	32/37	240
L-KLS22-AV-8038B/SAH220-240		220-240	0.08/0.07	2500/2900	30/37	3.3/4.8	32/37	240
L-KLS22-AV-8038B/SAM110-125		100-125	0.09/0.08	2300/2600	25/30	3.0/3.5	25/33	240
L-KLS22-AV-8038B/SAM220-240		220-240	0.07/0.06	2300/2600	25/30	3.0/3.5	25/33	240
L-KLS22-AV-8038B/SAL110-125		100-125	0.07/0.07	2000/2200	21/22	2.7/2.6	22/24	240
L-KLS22-AV-8038B/SAL220-240		220-240	0.05/0.05	2000/2200	21/22	2.7/2.6	22/24	240

- Fram:Zinc Alloy
- Please choose Sleeve or Two Ball Bearing

**AC FAN SIZE: 92\*92\*38(mm)****AC****Air flow:28/26~42/50 CFM**

## ■ Product specifications

KLS P/N	BEARING	VOLTAGE(VDC)	CURRENT(A)	SPEED(RPM)	AIR FLOW(CFM)	PRESSURE (mmAq)	NOISE(dBA)	W(g)
L-KLS22-AV- 9238B/SAH110-125	Sleeve or Two Ball	100-125	0.16/0.14	2400/2900	42/50	4.5/5.5	35/40	350
L-KLS22-AV- 9238B/SAH220-240		220-240	0.12/0.11	2400/2900	42/50	4.5/5.5	35/40	350
L-KLS22-AV- 9238B/SAM110-125		100-125	0.13/0.11	2200/2400	38/42	3.5/4.2	31/35	350
L-KLS22-AV- 9238B/SAM220-240		220-240	0.09/0.08	2200/2400	38/42	3.5/4.2	31/35	350
L-KLS22-AV- 9238B/SAL110-125		100-125	0.10/0.09	1800/1600	28/26	3.0/2.7	25/20	350
L-KLS22-AV- 8038B/SAL220-240		220-240	0.08/0.07	1800/1600	28/26	3.0/2.7	25/20	350

- Fram:Zinc Alloy
- Please choose Sleeve or Two Ball Bearing

**AC FAN SIZE: 120\*120\*25(mm)****AC****Air flow:50/48~66/78 CFM**

## ■ Product specifications

KLS P/N	BEARING	VOLTAGE(VDC)	CURRENT(A)	SPEED(RPM)	AIR FLOW(CFM)	PRESSURE (mmAq)	NOISE(dBA)	W(g)
L-KLS22-AV- 1225B/SAH110-125	Sleeve or Two Ball	100-125	0.19/0.18	2200/2400	66/78	3.6/4.0	38/40	370
L-KLS22-AV- 1225B/SAH220-240		220-240	0.09/0.09	2200/2400	66/78	3.6/4.0	38/40	370
L-KLS22-AV- 1225B/SAM110-125		100-125	0.16/0.15	2000/2000	58/58	3.0/3.0	35/35	370
L-KLS22-AV- 1225B/SAM220-240		220-240	0.07/0.07	2000/2000	58/58	3.0/3.0	35/35	370
L-KLS22-AV- 1225B/SAL110-125		100-125	0.13/0.11	1800/1700	50/48	2.8/2.7	30/29	370
L-KLS22-AV- 1225B/SAL220-240		220-240	0.05/0.05	1800/1700	50/48	2.8/2.7	30/29	370

- Fram:Zinc Alloy
- Please choose Sleeve or Two Ball Bearing

**AC FAN SIZE: 120\*120\*38(mm)****AC****Air flow:66/60~91/113 CFM**

## ■ Product specifications

KLS P/N	BEARING	VOLTAGE(VDC)	CURRENT(A)	SPEED(RPM)	AIR FLOW(CFM)	PRESSURE (mmAq)	NOISE(dBA)	W(g)
L-KLS22-AV- 1238B/SAH110-125-5B	Sleeve or Two Ball	100-125	0.22/0.18	2650/3000	91/113	6.7/7.6	40/45	530
L-KLS22-AV- 1238B/SAH220-240-5B		220-240	0.12/0.11	2650/3000	91/113	6.7/7.6	40/45	530
L-KLS22-AV- 1238B/SAM110-125-5B		100-125	0.17/0.15	2400/2200	75/70	5.6/5.0	37/35	530
L-KLS22-AV- 1238B/SAM220-240-5B		220-240	0.09/0.08	2400/2200	75/70	5.6/5.0	37/35	530
L-KLS22-AV- 1238B/SAL110-125-5B		100-125	0.14/0.12	2000/1800	66/60	4.8/4.5	30/29	530
L-KLS22-AV- 1238B/SAL220-240-5B		220-240	0.08/0.08	2000/1800	66/60	4.8/4.5	30/29	530

- Fram:Zinc Alloy
- Please choose Sleeve or Two Ball Bearing

**AC FAN SIZE: 120\*120\*38(mm)****AC****Air flow:74/64~96/119 CFM**

## ■ Product specifications

KLS P/N	BEARING	VOLTAGE(VDC)	CURRENT(A)	SPEED(RPM)	AIR FLOW(CFM)	PRESSURE (mmAq)	NOISE(dBA)	W(g)
L-KLS22-AV- 1238B/SAH110-125-7B	Sleeve or Two Ball	100-125	0.22/0.18	2550/2900	96/119	6.7/8.0	40/45	540
L-KLS22-AV- 1238B/SAH220-240-7B		220-240	0.12/0.11	2550/2900	96/119	6.7/8.0	40/45	540
L-KLS22-AV- 1238B/SAM110-125-7B		100-125	0.17/0.15	2400/2200	85/78	4.9/4.5	37/35	540
L-KLS22-AV- 1238B/SAM220-240-7B		220-240	0.09/0.08	2400/2200	85/78	4.9/4.5	37/35	540
L-KLS22-AV- 1238B/SAL110-125-7B		100-125	0.14/0.12	2000/1800	74/64	4.0/3.7	30/29	540
L-KLS22-AV- 1238B/SAL220-240-7B		220-240	0.08/0.08	2000/1800	74/64	4.0/3.7	30/29	540

- Fram:Zinc Alloy
- Please choose Sleeve or Two Ball Bearing

**AC FAN SIZE: 150\*150\*50(mm)****AC****Air flow:125/105~190/235 CFM**

## ■ Product specifications

KLS P/N	BEARING	VOLTAGE(VDC)	CURRENT(A)	SPEED(RP M)	AIR FLOW(CFM)	PRESSURE (m mAg)	NOISE(dBA)	W(g)
L-KLS22-AV- 1550B/SAH110-125	Sleeve or Two Ball	100-125	0.50/0.45	2600/3000	190/235	16.0/17.8	45/50	880
L-KLS22-AV- 1550B/SAH220-240		220-240	0.22/0.21	2600/3000	190/235	16.0/17.8	45/50	880
L-KLS22-AV- 1550B/SAM110-125		100-125	0.41/0.39	2400/2300	170/160	15.0/14.0	41/40	880
L-KLS22-AV- 1550B/SAM220-240		220-240	0.19/0.18	2400/2300	170/160	15.0/14.0	41/40	880
L-KLS22-AV- 1550B/SAL110-125		100-125	0.35/0.35	1900/1500	125/105	8.0/6.0	32/30	880
L-KLS22-AV- 1550B/SAL220-240		220-240	0.16/0.16	1900/1500	125/105	8.0/6.0	32/30	880

- Fram:Zinc Alloy
- Please choose Sleeve or Two Ball Bearing

**AC FAN SIZE: 158\*158\*50(mm)****AC****Air flow:225/250 CFM**

## ■ Product specifications

KLS P/N	BEARING	VOLTAGE(VDC)	CURRENT(A)	SPEED(RP M)	AIR FLOW(CFM)	PRESSURE (m mAg)	NOISE(dBA)	W(g)
L-KLS22-AV- 1550B/SAH110-125-C	Two Ball	100-125	0.26/0.28	2700/3150	225/250	16.0/18.0	54/55	880
L-KLS22-AV- 1550B/SAH220-240-C		220-240	0.14/0.15	2700/3150	225/250	16.0/18.0	54/55	880

- Fram:Zinc Alloy

**AC FAN SIZE: 172\*150\*51(mm)****AC****Air flow:125/105~190/235 CFM**

## ■ Product specifications

KLS P/N	BEARING	VOLTAGE(VDC)	CURRENT(A)	SPEED(RP M)	AIR FLOW(CFM)	PRESSURE (m mAg)	NOISE(dBA)	W(g)
L- KLS22-AV- 1751B/SAH110-125-5B	Sleeve or Two Ball	100-125	0.50/0.45	2600/3000	190/235	16.0/17.8	45/50	850
L- KL S22-AV- 1751B/SAH220-240-5B		220-240	0.22/0.21	2600/3000	190/235	16.0/17.8	45/50	850
L- KLS22-AV- 1751B/SAM110-125-5B		100-125	0.41/0.39	2400/2300	170/160	15.0/14.0	41/40	850
L- KLS22-AV- 1751B/SAM220-240-5B		220-240	0.19/0.18	2400/2300	170/160	15.0/14.0	41/40	850
L- KL S22-AV- 1751B/SAL 110-125-5B		100-125	0.35/0.35	1900/1500	125/105	8.0/6.0	32/30	850
L-KLS22-AV- 1751B/SAL220-240-5B		220-240	0.16/0.16	1900/1500	125/105	8.0/6.0	32/30	850

- Fram:Zinc Alloy
- Please choose Sleeve or Two Ball Bearing

**AC FAN SIZE: 172\*150\*51(mm)****AC****Air flow:140/130~206/251 CFM**

## ■ Product specifications

KLS P/N	BEARING	VOLTAGE(VDC)	CURRENT(A)	SPEED(RP M)	AIR FLOW(CFM)	PRESSURE (m mAg)	NOISE(dBA)	W(g)
L-KLS22-AV- 1751B/SAH110-125-7B	Sleeve or Two Ball	100-125	0.50/0.45	2600/3000	206/251	17.0/18.0	45/50	880
L- KLS22-AV- 1751B/SAH220-240-7B		220-240	0.22/0.21	2600/3000	206/251	17.0/18.0	45/50	880
L-KLS22-AV- 1751B/SAM110-125-7B		100-125	0.41/0.39	2400/2300	185/175	15.0/14.0	41/40	880
L- KLS22-AV- 1751B/SAM220-240-7B		220-240	0.19/0.18	2400/2300	185/175	15.0/14.0	41/40	880
L- KLS22-AV- 1751B/SAL110-125-7B		100-125	0.35/0.35	1900/1500	140/130	8.0/6.0	32/30	880
L-KLS22-AV- 1751B/SAL220-240-7B		220-240	0.16/0.16	1900/1500	140/130	8.0/6.0	32/30	880

- Fram:Zinc Alloy
- Please choose Sleeve or Two Ball Bearing

■ If you need customize, please contact KLS Sales

■ The above specifications are subject to change without prior notice. Please refer to the latest specifications.

■ Please contact your direct salesman or [sales@cnkls.com](mailto:sales@cnkls.com) / [kandy@cnkls.com](mailto:kandy@cnkls.com) for detail specification .

**AC FAN SIZE: 172\*150\*51(mm)****AC****Air flow:200/191~250/293 CFM**

## ■ Product specifications

KLS P/N	BEARING	VOLTAGE(VDC)	CURRENT(A)	SPEED(RP M)	AIR FLOW(CFM)	PRESSURE(m mAq)	NOISE(dBA)	W(g)
L-KLS22-AV- 1550BAH110-125-C	Two Ball	100-125	0.35/0.40	2800/3200	250/293	16.0/20.0	56/61	900
L-KLS22-AV- 1550BAH220-240-C		220-240	0.20/0.21	2800/3200	250/293	16.0/20.0	56/61	900
L-KLS22-AV- 1550BAM110-125-C		100-125	0.26/0.29	2400/2300	200/191	12.0/11.0	51/50	900
L-KLS22-AV- 1550BAM220-240-C		220-240	0.16/0.17	2400/2300	200/191	12.0/11.0	51/50	900

- Fram:Zinc Alloy

**AC FAN SIZE: 200\*200\*60(mm)****AC****Air flow:370/420 CFM**

## ■ Product specifications

KLS P/N	BEARING	VOLTAGE(VDC)	CURRENT(A)	SPEED(RP M)	AIR FLOW(CFM)	PRESSURE(m mAq)	NOISE(dBA)	W(g)
L-KLS22-AV- 2060BAH110-125	Two Ball	100-125	0.56/0.56	2600/3000	370/420	25.0/33.0	58/63	1700
L-KLS22-AV- 2060BAH220-240		220-240	0.28/0.28	2600/3000	370/420	25.0/33.0	58/63	1700

- Fram:Zinc Alloy

**AC FAN SIZE: Φ 210\*72(mm)****AC****Air flow:459/529 CFM**

## ■ Product specifications

KLS P/N	BEARING	VOLTAGE(VDC)	CURRENT(A)	SPEED(RP M)	AIR FLOW(CFM)	PRESSURE(m mAq)	NOISE(dBA)	W(g)
L-KLS22-AV- 1550BAH110-125-C	Two Ball	100-125	0.40/0.50	2600/3000	459/529	48.0/58.0	70/75	1700
L-KLS22-AV- 1550BAH220-240-C		220-240	0.24/0.28	2600/3000	459/529	48.0/58.0	70/75	1700

- Fram:Zinc Alloy

**AC FAN SIZE: Φ 220\*60(mm)****AC****Air flow:400/450 CFM**

## ■ Product specifications

KLS P/N	BEARING	VOLTAGE(VDC)	CURRENT(A)	SPEED(RP M)	AIR FLOW(CFM)	PRESSURE(m mAq)	NOISE(dBA)	W(g)
L-KLS22-AV- 2260BAH110-125	Two Ball	100-125	0.56/0.56	2600/3000	400/450	28.0/36.0	61/66	1400
L-KLS22-AV- 2260BAH220-240		220-240	0.28/0.28	2600/3000	400/450	28.0/36.0	61/66	1400

- Fram:Zinc Alloy

## DC FAN SIZE: 35\*35\*07(mm)

### Air flow:0.85~1.20 CFM

**DC**


#### Product specifications

KLS P/N	BEARING	VOLTAGE(VDC)	CURRENT(A)	SPEED(RPM)	AIR FLOW(CFM)	PRESSURE (mmAq)	NOISE(dBA)	W(g)
L-KLS22-AV-3507SBH5	Sleeve	5	0.20	6500	1.20	6.50	27.90	15.0
L-KLS22-AV-3507SBM5		5	0.15	5500	1.10	4.80	25.60	15.0
L-KLS22-AV-3507SBL5		5	0.10	4500	0.85	3.40	23.40	15.0
L-KLS22-AV-3507SBH12		12	0.15	7000	1.20	6.40	27.90	15.0
L-KLS22-AV-3507SBM12		12	0.10	5500	1.10	4.80	25.60	15.0
L-KLS22-AV-3507SBL12		12	0.06	4500	0.85	3.40	23.40	15.0

- Fram:PBT Plastic

## DC FAN SIZE: 52\*40\*10(mm)

### Air flow:1.97/2.96 CFM

**DC**


#### Product specifications

KLS P/N	BEARING	VOLTAGE(VDC)	CURRENT(A)	SPEED(RPM)	AIR FLOW(CFM)	PRESSURE (mmAq)	NOISE(dBA)	W(g)
L-KLS22-AV-4010B/SBH5	Sleeve or Two ball	5	0.25	5500	2.71	9.07	30.80	21.0
L-KLS22-AV-4010B/SBM5		5	0.20	4500	2.20	6.08	26.10	21.0
L-KLS22-AV-4010B/SBL5		5	0.15	4000	1.97	4.80	23.20	21.0
L-KLS22-AV-4010B/SBH12		12	0.20	6000	2.96	10.80	32.90	21.0
L-KLS22-AV-4010B/SBM12		12	0.15	5000	2.46	7.50	28.50	21.0
L-KLS22-AV-4010B/SBL12		12	0.10	4000	1.97	4.80	23.20	21.0

- Fram:PBT Plastic
- Please choose Sleeve or Two Ball Bearing

## DC FAN SIZE: 40\*40\*20(mm)

### Air flow:2.20~4.02 CFM

**DC**


#### Product specifications

KLS P/N	BEARING	VOLTAGE(VDC)	CURRENT(A)	SPEED(RPM)	AIR FLOW(CFM)	PRESSURE (mmAq)	NOISE(dBA)	W(g)
L-KLS22-AV-4020B/SBH5	Sleeve or Two ball	5	0.26	6000	4.02	8.71	31.56	24.0
L-KLS22-AV-4020B/SBM5		5	0.20	4500	3.11	5.62	27.15	24.0
L-KLS22-AV-4020B/SBL5		5	0.14	3000	2.20	3.00	21.40	24.0
L-KLS22-AV-4020B/SBH12		12	0.15	6000	4.02	8.71	31.56	24.0
L-KLS22-AV-4020B/SBM12		12	0.11	4500	3.11	5.62	27.15	24.0
L-KLS22-AV-4020B/SBL12		12	0.07	3000	2.20	3.00	21.40	24.0
L-KLS22-AV-4020B/SBH24		24	0.10	6000	4.02	8.71	31.56	24.0
L-KLS22-AV-4020B/SBM24		24	0.08	4500	3.11	5.62	27.15	24.0
L-KLS22-AV-4020B/SBL24		24	0.05	3000	2.20	3.00	21.40	24.0

- Fram:PBT Plastic
- Please choose Sleeve or Two Ball Bearing

## DC FAN SIZE: 50\*50\*15(mm)

### Air flow:3.05~5.28 CFM

**DC**


#### Product specifications

KLS P/N	BEARING	VOLTAGE(VDC)	CURRENT(A)	SPEED(RPM)	AIR FLOW(CFM)	PRESSURE (mmAq)	NOISE(dBA)	W(g)
L-KLS22-AV-5015B/SBH5	Sleeve or Two ball	5	0.30	4500	3.80	11.30	37.00	25.0
L-KLS22-AV-5015B/SBM5		5	0.23	4000	3.40	7.40	35.00	25.0
L-KLS22-AV-5015B/SBL5		5	0.17	3500	3.05	5.50	31.00	25.0
L-KLS22-AV-5015B/SBH12		12	0.20	6000	5.28	16.50	44.00	25.0
L-KLS22-AV-5015B/SBM12		12	0.10	5000	4.40	11.50	41.00	25.0
L-KLS22-AV-5015B/SBL12		12	0.06	4000	3.40	7.40	35.00	25.0
L-KLS22-AV-5015B/SBH24		24	0.20	6000	5.28	16.50	44.00	25.0
L-KLS22-AV-5015B/SBM24		24	0.15	5000	4.40	11.50	41.00	25.0
L-KLS22-AV-5015B/SBL24		24	0.10	4000	3.40	7.40	35.00	25.0

- Fram:PBT Plastic
- Please choose Sleeve or Two Ball Bearing

## DC FAN SIZE: 50\*50\*20(mm)

**DC**

### Air flow:4.50~8.20 CFM



#### Product specifications

KLS P/N	BEARING	VOLTAGE(VDC)	CURRENT(A)	SPEED(RPM)	AIR FLOW(CFM)	PRESSURE (mmAq)	NOISE(dBA)	W(g)
L-KLS22-AV- 5020B/SBH5	Sleeve or Two ball	5	0.50	6000	8.20	13.90	41.68	30.0
L-KLS22-AV- 5020B/SBM5		5	0.40	5000	6.80	9.60	37.00	30.0
L-KLS22-AV- 5020B/SBL5		5	0.30	4000	4.50	7.40	32.10	30.0
L-KLS22-AV- 5020B/SBH12		12	0.25	6000	8.20	13.90	41.68	30.0
L-KLS22-AV- 5020B/SBM12		12	0.20	5000	6.80	9.60	37.00	30.0
L-KLS22-AV- 5020B/SBL12		12	0.15	4000	4.50	7.40	32.10	30.0
L-KLS22-AV- 5020B/SBH24		24	0.18	6000	8.20	13.90	41.68	30.0
L-KLS22-AV- 5020B/SBM24		24	0.14	5000	6.80	9.60	37.00	30.0
L-KLS22-AV- 5020B/SBL24		24	0.10	4000	4.50	7.40	32.10	30.0

- Fram:PBT Plastic
- Please choose Sleeve or Two Ball Bearing

## DC FAN SIZE: 60\*60\*15(mm)

**DC**

### Air flow:3.55~4.45 CFM



#### Product specifications

KLS P/N	BEARING	VOLTAGE(VDC)	CURRENT(A)	SPEED(RPM)	AIR FLOW(CFM)	PRESSURE (mmAq)	NOISE(dBA)	W(g)
L-KLS22-AV- 6015B/SBH5	Sleeve or Two ball	5	0.45	4500	4.45	15.53	40.60	35.0
L-KLS22-AV- 6015B/SBM5		5	0.35	4000	3.85	11.50	37.90	35.0
L-KLS22-AV- 6015B/SBL5		5	0.25	3500	3.55	10.80	33.40	35.0
L-KLS22-AV- 6015B/SBH12		12	0.30	4500	4.45	15.53	40.60	35.0
L-KLS22-AV- 6015B/SBM12		12	0.20	4000	3.85	11.50	37.90	35.0
L-KLS22-AV- 6015B/SBL12		12	0.10	3500	3.55	10.80	33.40	35.0
L-KLS22-AV- 6015B/SBH24		24	0.15	4500	4.45	15.53	40.60	35.0
L-KLS22-AV- 6015B/SBM24		24	0.12	4000	3.85	11.50	37.90	35.0
L-KLS22-AV- 6015B/SBL24		24	0.08	3500	3.55	10.80	33.40	35.0

- Fram:PBT Plastic
- Please choose Sleeve or Two Ball Bearing

## DC FAN SIZE: 60\*60\*28(mm)

**DC**

### Air flow:8.40~18.20 CFM



#### Product specifications

KLS P/N	BEARING	VOLTAGE(VDC)	CURRENT(A)	SPEED(RPM)	AIR FLOW(CFM)	PRESSURE (mmAq)	NOISE(dBA)	W(g)
L-KLS22-AV- 6028B/SBH12	Sleeve or Two ball	12	0.45	5000	18.20	23.10	48.60	70.0
L-KLS22-AV- 6028B/SBM12		12	0.25	4000	14.00	18.80	46.20	70.0
L-KLS22-AV- 6028B/SBL12		12	0.10	3000	8.40	9.20	38.50	70.0
L-KLS22-AV- 6028B/SBH24		24	0.25	5000	18.20	23.10	48.60	70.0
L-KLS22-AV- 6028B/SBM24		24	0.15	4000	14.00	18.80	46.20	70.0
L-KLS22-AV- 6028B/SBL24		24	0.08	3000	8.40	9.20	38.50	70.0

- Fram:PBT Plastic
- Please choose Sleeve or Two Ball Bearing

## DC FAN SIZE: 75\*75\*30(mm)

**DC**

### Air flow:7.10~14.00 CFM



#### Product specifications

KLS P/N	BEARING	VOLTAGE(VDC)	CURRENT(A)	SPEED(RPM)	AIR FLOW(CFM)	PRESSURE (mmAq)	NOISE(dBA)	W(g)
L-KLS22-AV- 7530B/SBH12	Sleeve or Two ball	12	0.31	4000	14.00	17.40	42.10	76.0
L-KLS22-AV- 7530B/SBM12		12	0.23	3000	10.50	9.80	37.50	76.0
L-KLS22-AV- 7530B/SBL12		12	0.12	2000	7.10	3.90	27.50	76.0
L-KLS22-AV- 7530B/SBH24		24	0.30	4000	14.00	17.40	42.10	76.0
L-KLS22-AV- 7530B/SBM24		24	0.24	3000	10.50	9.80	37.50	76.0
L-KLS22-AV- 7530B/SBL24		24	0.18	2000	7.10	3.90	27.50	76.0

- Fram:PBT Plastic
- Please choose Sleeve or Two Ball Bearing

**DC FAN SIZE: 93\*93\*30(mm)****Air flow:13.00~25.60 CFM****DC**

## ■ Product specifications

KLS P/N	BEARING	VOLTAGE(VDC)	CURRENT(A)	SPEED(RPM)	AIR FLOW(CFM)	PRESSURE (mmAq)	NOISE(dBA)	W(g)
L-KLS22-AV-9330B/SBH12	Sleeve or Two ball	12	0.45	4000	25.60	30.40	50.00	155.0
L-KLS22-AV-9330B/SBM12		12	0.30	3000	19.20	18.80	45.00	155.0
L-KLS22-AV-9330B/SBL12		12	0.20	2000	13.00	6.30	38.00	155.0
L-KLS22-AV-9330B/SBH24		24	0.35	4000	25.60	30.40	50.00	155.0
L-KLS22-AV-9330B/SBM24		24	0.15	3000	19.20	18.80	45.00	155.0
L-KLS22-AV-9330B/SBL24		24	0.10	2000	13.00	6.30	38.00	155.0

- Fram:PBT Plastic
- Please choose Sleeve or Two Ball Bearing

**DC FAN SIZE: 97\*94\*33(mm)****Air flow:15.80~22.40 CFM****DC**

## ■ Product specifications

KLS P/N	BEARING	VOLTAGE(VDC)	CURRENT(A)	SPEED(RPM)	AIR FLOW(CFM)	PRESSURE (mmAq)	NOISE(dBA)	W(g)
L-KLS22-AV-9733B/SBH12	Sleeve or Two ball	12	0.55	3500	22.40	25.40	47.30	146.0
L-KLS22-AV-9733B/SBM12		12	0.48	3000	19.20	18.80	43.67	146.0
L-KLS22-AV-9733B/SBL12		12	0.35	2500	15.80	10.20	38.90	146.0
L-KLS22-AV-9733B/SBH24		24	0.35	3500	22.40	25.40	47.30	146.0
L-KLS22-AV-9733B/SBM24		24	0.25	3000	19.20	18.80	43.67	146.0
L-KLS22-AV-9733B/SBL24		24	0.15	2500	15.80	10.20	38.90	146.0

- Fram:PBT Plastic
- Please choose Sleeve or Two Ball Bearing

**DC FAN SIZE: Φ100\*25(mm)****Air flow:32.24~50.09 CFM****DC**

## ■ Product specifications

KLS P/N	BEARING	VOLTAGE(VDC)	CURRENT(A)	SPEED(RPM)	AIR FLOW(CFM)	PRESSURE (mmAq)	NOISE(dBA)	W(g)
L-KLS22-AV-1025B/SBH12	Sleeve or Two ball	12	1.00	5000	50.09	34.23	57.42	123.0
L-KLS22-AV-1025B/SBM12		12	0.50	4000	40.32	28.70	52.40	123.0
L-KLS22-AV-1025B/SBL12		12	0.30	3000	32.24	21.85	44.53	123.0
L-KLS22-AV-1025B/SBH24		24	0.50	5000	50.09	34.23	57.42	123.0
L-KLS22-AV-1025B/SBM24		24	0.30	4000	40.32	28.70	52.40	123.0
L-KLS22-AV-1025B/SBL24		24	0.20	3000	32.24	21.85	44.53	123.0
L-KLS22-AV-1025B/SBH48		48	0.30	5000	50.09	34.23	57.42	123.0
L-KLS22-AV-1025B/SBM48		48	0.20	4000	40.32	28.70	52.40	123.0
L-KLS22-AV-1025B/SBL48		48	0.10	3000	32.24	21.85	44.53	123.0

- Fram:PBT Plastic
- Please choose Sleeve or Two Ball Bearing

**DC FAN SIZE: 120\*120\*32(mm)****Air flow:24.40~34.30 CFM****DC**

## ■ Product specifications

KLS P/N	BEARING	VOLTAGE(VDC)	CURRENT(A)	SPEED(RPM)	AIR FLOW(CFM)	PRESSURE (mmAq)	NOISE(dBA)	W(g)
L-KLS22-AV-1232B/SBH12	Sleeve or Two ball	12	1.00	3000	34.30	28.70	50.50	240.0
L-KLS22-AV-1232B/SBM12		12	0.70	2500	29.11	20.40	45.80	240.0
L-KLS22-AV-1232B/SBL12		12	0.35	2000	24.40	15.60	40.60	240.0
L-KLS22-AV-1232B/SBH24		24	0.40	3000	34.30	28.70	50.50	240.0
L-KLS22-AV-1232B/SBM24		24	0.30	2500	29.11	20.40	45.80	240.0
L-KLS22-AV-1232B/SBL24		24	0.20	2000	24.40	15.60	40.60	240.0

- Fram:PBT Plastic
- Please choose Sleeve or Two Ball Bearing