


通用继电器	HJQ-22F
-------	---------

- 4 pole configuration
- Au-clad contact available
- Conform to RoHS,ELV directive



US E173485

13002087257

ORDERING CODE 订购代码

<u>HJQ-22F</u>	—	<u>4Z</u>	(P)	—	<u>1</u>	—	<u>F</u>	—	<u>D</u>	<u>D1</u>	/ 12VDC
1		2	3		4		5		6	7	8

<p>1. Relay Model 继电器型号</p> <p>2. 触点转换形式</p> <p style="padding-left: 20px;">4Z: Form 4C</p> <p>3. P: PCB Type</p> <p style="padding-left: 20px;">Nil: B Type</p> <p>4. Bifurcated moving spring 动簧分叉片</p> <p style="padding-left: 20px;">空白: 标准</p>	<p>5. F: With Flange for 38mm pitch hole</p> <p style="padding-left: 20px;">Nil: Standard</p> <p>6. With LED; 空白---不带 LED</p> <p>7. 带续流二极管(D1或D2); 空白---不带续流二极管</p> <p>8. Coil Nominal Voltage 线圈额定电压</p> <p style="padding-left: 20px;">5,6,12,24,48,110,120VDC</p> <p style="padding-left: 20px;">6,12,24,48,110,120,220/240VAC</p>
---	---

COIL DATA 线圈参数 (at 20°C)

Nominal Voltage 额定电压(VDC)	5	6	12	24	48	110/120	220/240	0.9W
Coil Resistance 线圈阻值(Ω)	28	40	160	640	2560	11000		
Rated Current 额定电流(mA)	178.5	150	75	37.5	18.75	10		
Max Operate Voltage 最大吸合电压(VDC)	3.75	4.5	9	18	36	82.5		
Min Release Voltage 最小释放电压(VDC)	0.5	0.6	1.2	2.4	4.8	11		
Nominal Voltage 额定电压(VAC)		6	12	24	48	110/120	220/240	1.2VA
Coil Resistance 线圈阻值(Ω)		11.5	46	184	735	4550	14400	
Max Operate Voltage 最大吸合电压(VAC)		4.8	9.6	19.2	38.4	88	176	
Min Release Voltage 最小释放电压(VAC)		1.2	2.4	4.8	9.6	22	44	
Max Applicable Voltage 最大过载电压	70°C时额定电压的130%，23°C时额定电压的170%							

注: 5-24VDC/6-48VAC 线圈阻值公差为±10%，48-110VDC/110-240VAC 线圈阻值公差为±15%。

CONTACT DATA 触点参数

Contact Form 触点形式	4Z
Contact Material 触点材料	Silver Alloy
Load 负载	Resistive load(COS Φ=1)
Contact Ratings 触点负载	5A 240VAC 5A 28VDC
Minimum load 最小负载	100mA 5VDC
Max Switching Voltage 最大转换电压	240VAC/28VDC
Max Switching Current 最大转换电流	5A
Max Switching Power 最大转换功率	1200VA/140W
Contact Resistance 接触电阻	100mΩ Max at 6VDC 1A
Life Expectancy 寿命	Electrical 电气寿命: 100,000 Operations(at30Operations/minute)
	Mechanical 机械寿命: 10,000,000 Operations(at300Operations/minute)

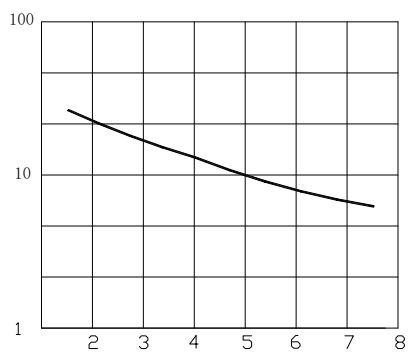
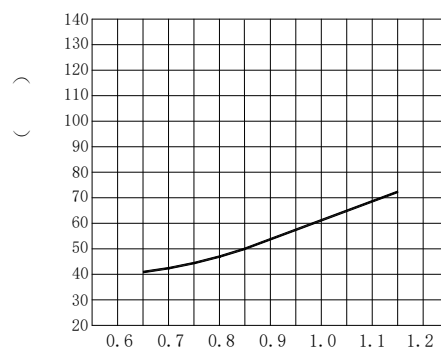
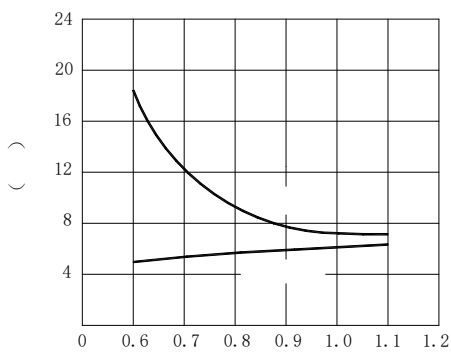
■ CHARACTERISTICS DATA 性能参数

Insulation Resistance 绝缘阻值	100MΩ Min at 500VDC
Dielectric Strength Between Open Contacts 触点间耐压	1000VAC(for one minute)
Between Contacts and coil 触点与线圈间耐压	1500VAC(for one minute)
Operate Time 吸合时间	25ms
Release Time 释放时间	25ms
Temperature Range 环境温度	-40°C to +70°C
Shock Resistance 冲击	Operating Extremes 动作极限: 20G
	Damage Limits 破坏极限: 100G
Vibration Resistance 振动	10-55Hz, 1.5mm
Max. switching frequency 最大转换频率	Mechanical: 18,000operations/hr
	Electrical: 1,800operations/hr
Humidity 湿度	40-85%
Weight 重量	Approx 35g
Safety Standard 安全标准	UL cUL CQC

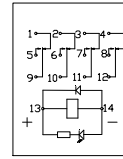
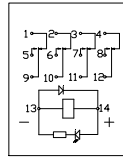
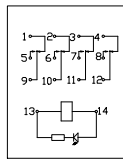
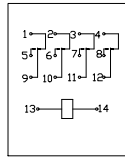
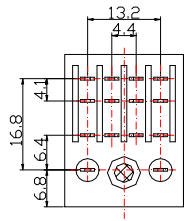
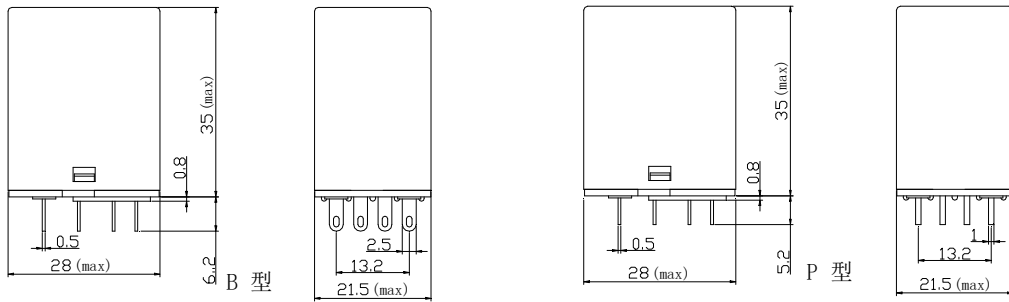
■ APPROVED STANDARDS 安全标准

Model(型号)	Coiling rating (线圈电压)	Safety Standard (安全标准)	Contact rating (触点负载)
HJQ-22F	12 to 110VDC	UL/cUL	5A 240VAC 5A 28VDC
	24 to 240VAC		
	24 to 240VAC		
	12 to 110VDC	CCQC	5A 240VAC 5A 28VDC
120 to 240VAC			

■ ENGINEERING DATA 设计参数



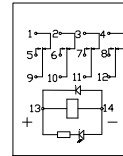
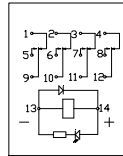
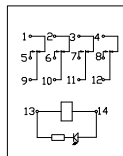
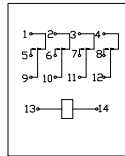
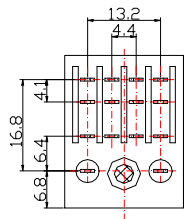
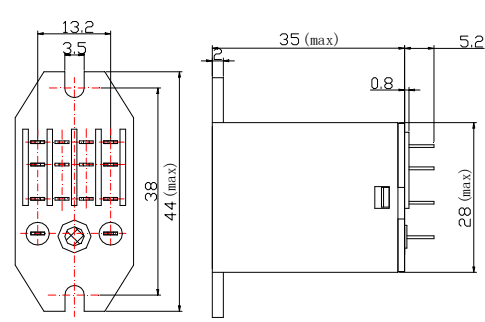
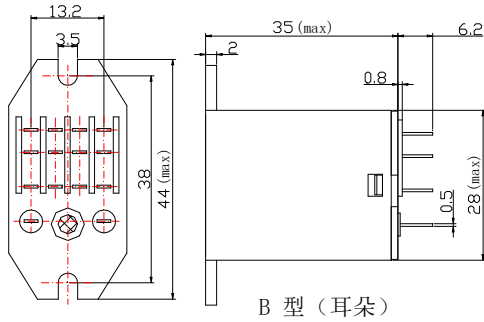
OVERALL AND MOUNTING DIMENSIONS 安装图



带发光二极管

带发光二极管和直
流续流二极管D1

带发光二极管和直
流续流二极管D2



带发光二极管

带发光二极管和直
流续流二极管D1

带发光二极管和直
流续流二极管D2

备注：1) 产品部分外形尺寸中未注尺寸公差：当外形尺寸 $\leq 1\text{mm}$ 时，公差为 $\pm 0.2\text{mm}$ ；当外形尺寸在 $1\sim 5\text{mm}$ 时，公差为 $\pm 0.3\text{mm}$ ；
当外形尺寸 $> 5\text{mm}$ 时，公差为 $\pm 0.4\text{mm}$ 。

2) 安装孔尺寸中未注尺寸公差均为 $\pm 0.1\text{mm}$ 。

声明：

本产品规格书仅供客户使用时参考，如有更改，恕不另行通知。