

**SMD LED LAMP, Dome Lens**
**BL-LS3528H0S1UEC**
**Features:**

- 3.5mmx2.8mm SMD, 3.5mm THICKNESS PLCC2 package
- Black housing, Dome Lens
- Mono-color type, Ultra brightness
- Compatible with automatic placement equipment.
- IDEAL FOR VMS and display panel.
- PACKAGE: 2KPCS/REEL
- RoHs Compliance


**■ Electrical-optical characteristics: (Ta=25°C) (Test Condition: IF=20mA)**

Part Number	Chip			Lens Type	Forward Voltage(VF) Unit:V		Luminous Intensity (Iv) Unit:mcd		Viewing Angle 2θ1/2(deg)
	Emitted Color	Material	λp (nm)		Typ	Max	Min.	Typ.	
					BL-LS3528H0S1UEC	Ultra Red	AlGaAs	630	

**■ Absolute maximum ratings (Ta=25°C)**

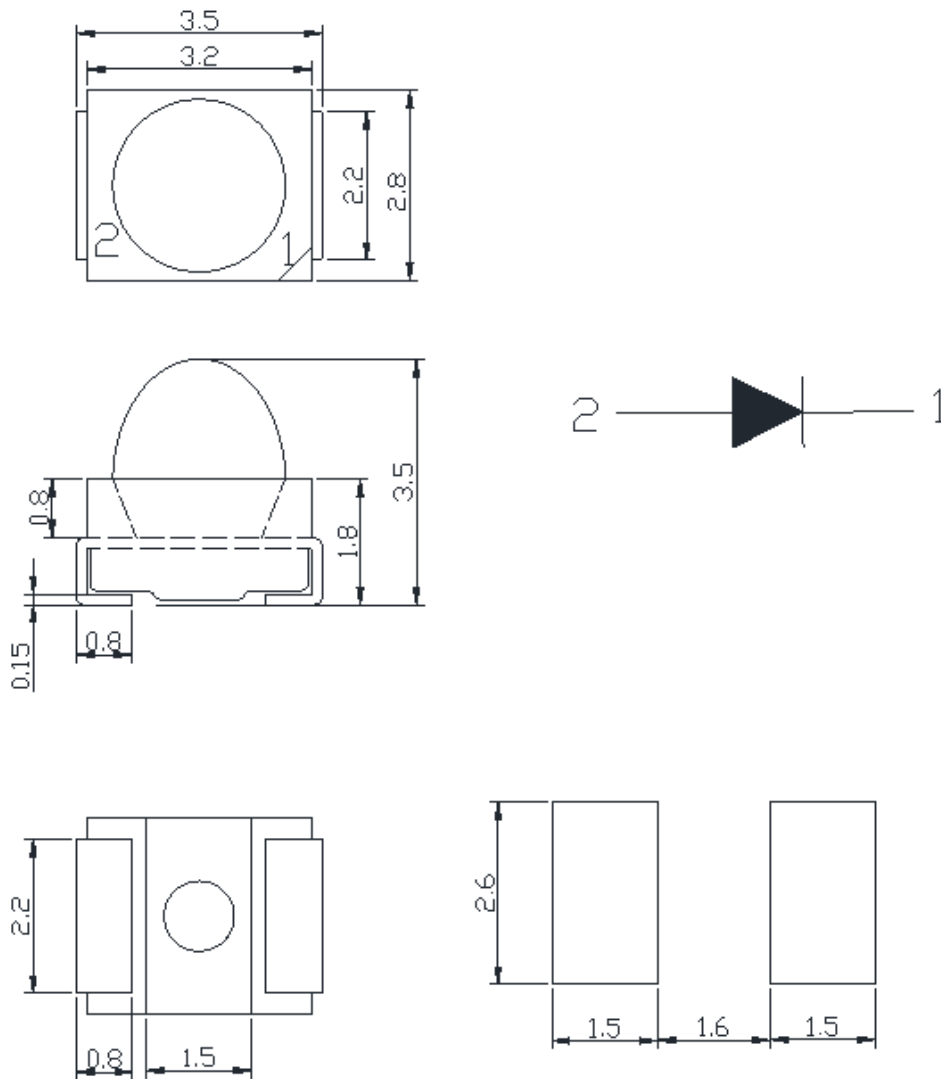
Parameter	Rating	Unit
Forward Current I <sub>F</sub>	50	mA
Power Dissipation P <sub>d</sub>	78	mW
Reverse Voltage V <sub>R</sub>	5	V
Peak Forward Current I <sub>PF</sub> (Duty 1/10 @1KHZ)	200	mA
Operation Temperature T <sub>OPR</sub>	-20 to +80	°C
Storage Temperature T <sub>STG</sub>	-40 to +85	°C
Lead Soldering Temperature T <sub>SOL</sub>	Max.260±5°C for 3 sec Max. (1.6mm from the base of the epoxy bulb)	°C

**SMD LED LAMP, Dome Lens**

**BL-LS3528H0S1UEC**

■ **Package configuration & Internal circuit diagram**

BL-LS3528H0S1 SERIES



**Notes:**

1. All dimensions are in millimeters (inches)
2. Tolerance is  $\pm 0.25(0.01)$  unless otherwise noted.
3. Specifications are subject to change without notice.

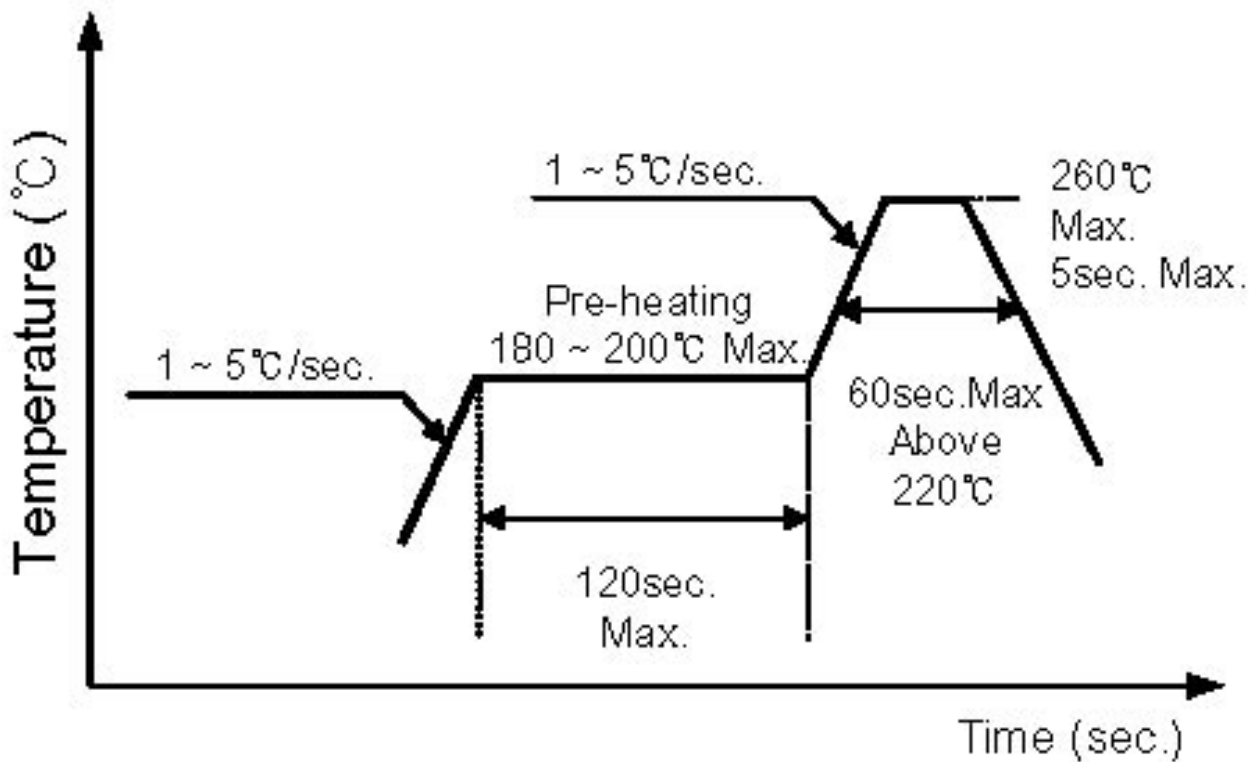
**SMD LED LAMP, Dome Lens**

**BL-LS3528H0S1UEC**

■ **SMT Reflow Solder Instructions**

Number of reflow process shall be less than 2 times and cooling process to normal temperature is required between first and second soldering process

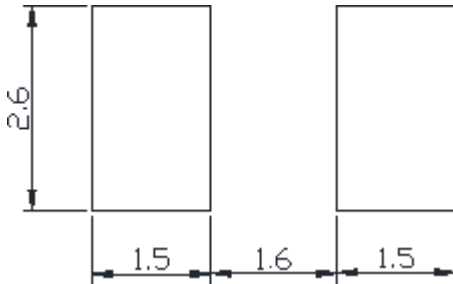
■ **Lead-free Solder**



**SMD LED LAMP, Dome Lens**

**BL-LS3528H0S1UEC**

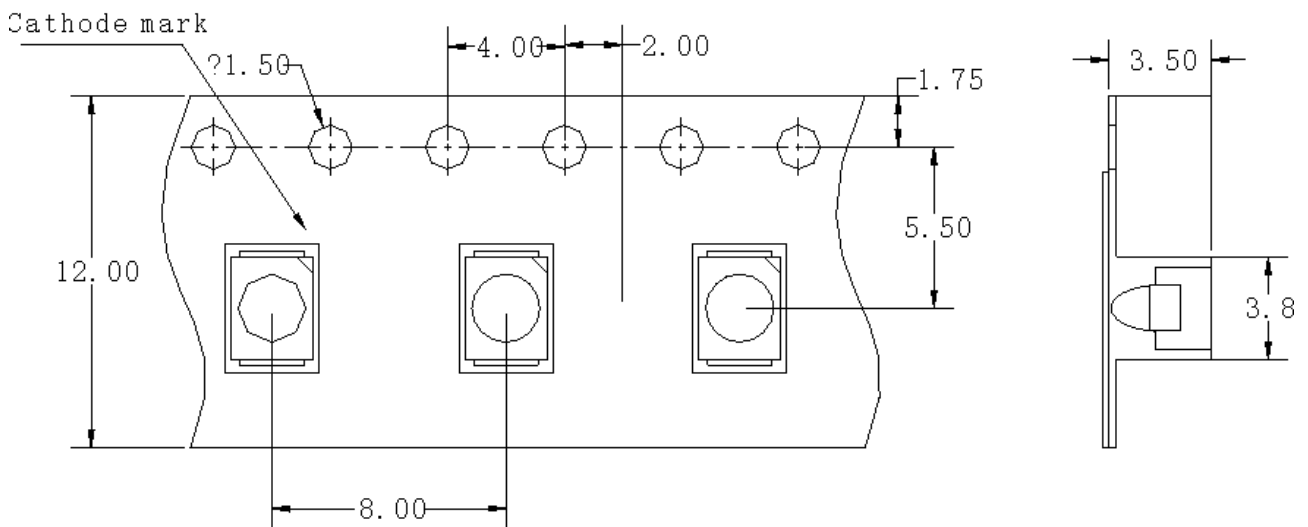
■ **Recommended Soldering Pattern**  
(Unit: mm)



■ **Tape Specifications**  
(Unit: mm)

Unit: mm

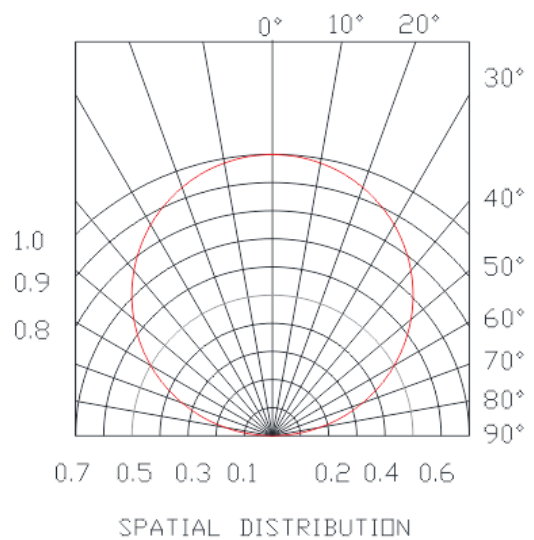
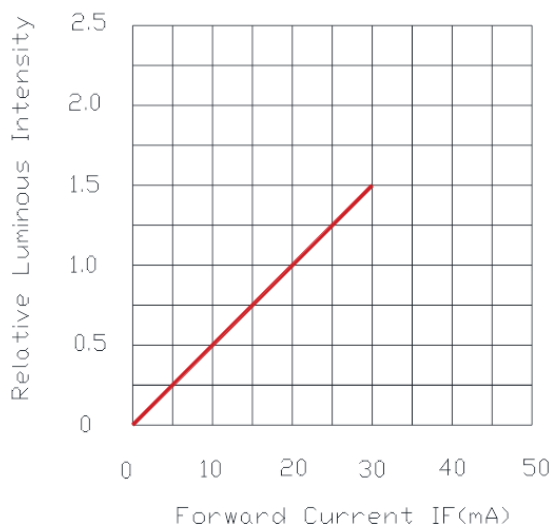
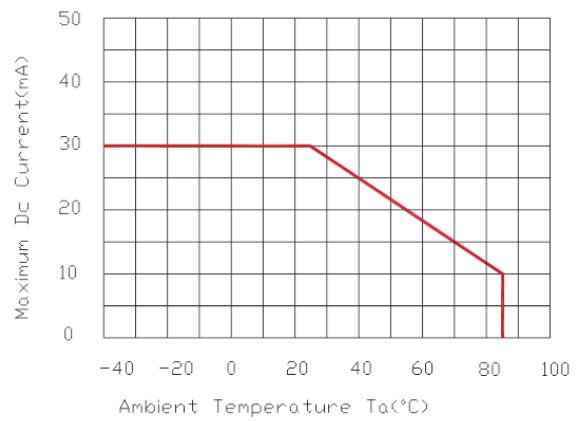
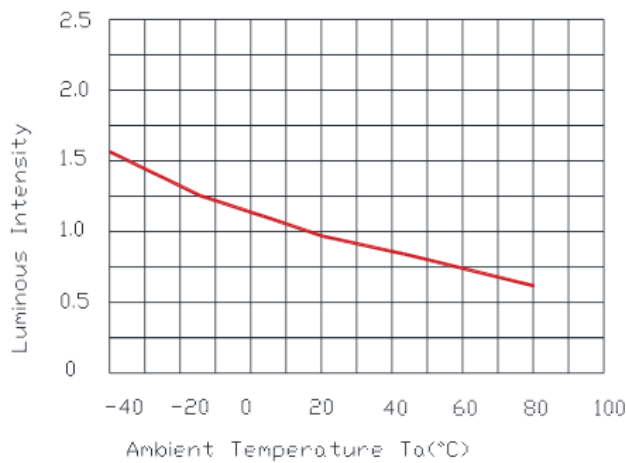
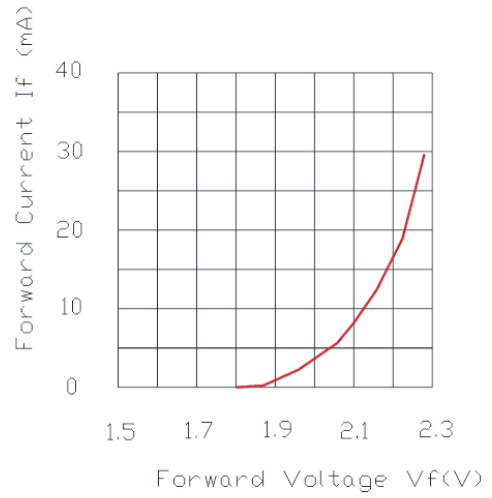
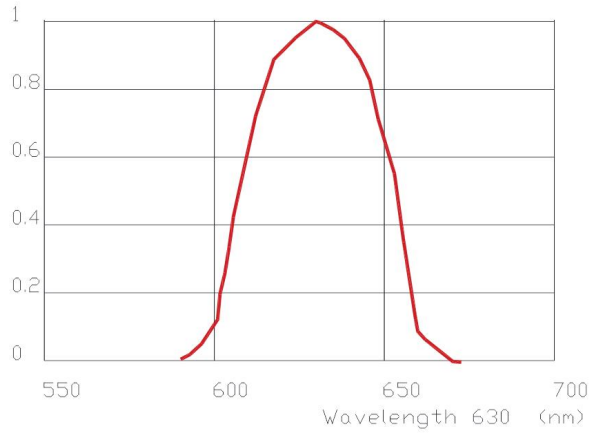
Tolerance:  $\pm 0.1$



**SMD LED LAMP, Dome Lens**

**BL-LS3528H0S1UEC**

■ **Typical electrical-optical characteristics curves:**



**SMD LED LAMP, Dome Lens**

**BL-LS3528H0S1UEC**

■ **Packing and weighting**

