

SAIL-M12GM12SG-CD-0.1A**Weidmüller Interface GmbH & Co. KG**

Klingenbergstraße 26

D-32758 Detmold

Germany

www.weidmueller.com



The most reliable way of achieving connections between two I/O slaves or between the control and one I/O subscriber is by way of pre-assembled cables. The line of cables covers PROFIBUS, CANopen, DeviceNet™, EtherCAT and Ethernet.

General ordering data

| | |
|------------|----------------------------------------------------------------------------------------------------------------------------|
| Version | Bus line, Connecting line, M12 / M12, Number of poles: 5, 0.1 m, Shielded: Yes, LED: No, Sheath material: PUR, Halogen: No |
| Order No. | 1217040010 |
| Type | SAIL-M12GM12SG-CD-0.1A |
| GTIN (EAN) | 4050118474213 |
| Qty. | 1 pc(s). |

Creation date January 30, 2023 1:29:00 PM CET

Catalogue status 24.01.2023 / We reserve the right to make technical changes.

SAIL-M12GM12SG-CD-0.1A**Weidmüller Interface GmbH & Co. KG**

Klingenbergstraße 26

D-32758 Detmold

Germany

www.weidmueller.com

Technical data**Dimensions and weights**

Net weight 29 g

Technical specifications for cable

| | | | |
|------------------------------------------------|----------------------|-----------------------------------|-----------------------------------------------------|
| Acceleration | 5 m/s ² | Bending cycles | 3 Mio |
| Bending radius, min., moving | 10 x cable diameter | Bending radius, min., stationary | 5 x cable diameter |
| Cable length | 0.1 m | Colour coding | white, blue, red, black |
| Configurable cable length | No | Halogen | No |
| Hybrid cable | No | Insulation | TPE |
| Irradiation crosslinked | No | Number of poles | 5 |
| Outer cladding in accordance with UL AWM style | 20236 (80 °C / 30 V) | Outside diameter | 7 mm ± 0.3 mm |
| Resistant to welding beads | No | Sheath material | PUR |
| Sheathing colour | violet | Shielded | Yes |
| Speed | 180 m/min | Suitable for cable carriers | Yes |
| Temperature range, moving | -10...80 °C | Temperature range, stationary | -40...80 °C |
| Welding spark resistance | No | Wire cross section (Print/Online) | 2 x 0.34 mm ² + 2 x 0.22 mm ² |

General technical data

| | | | |
|------------------------------|-------------------|------------------------|----------------------|
| Coding | A | Connection thread | M12 / M12 |
| Contact surface | Gold-plated | Housing main material | PUR |
| LED | No | Plugging cycles | ≥ 100 |
| Pollution severity | 3 | Protection degree | IP67 |
| Rated current | 4 A | Rated voltage | 125 V |
| Temperature range of housing | -25...+80 °C | Threaded ring material | Brass, nickel-plated |
| Tightening torque | M12: 0.8 - 1.2 Nm | jumpered | No |

Electrical properties

Rated voltage 125 V

Classifications

| | | | |
|-------------|-------------|-------------|-------------|
| ETIM 6.0 | EC002599 | ETIM 7.0 | EC002599 |
| ETIM 8.0 | EC002599 | ECLASS 9.0 | 27-06-03-08 |
| ECLASS 9.1 | 27-06-03-08 | ECLASS 10.0 | 27-06-03-08 |
| ECLASS 11.0 | 27-06-03-08 | ECLASS 12.0 | 27-06-03-08 |

Environmental Product Compliance

| | |
|------------|--------------------------------------|
| REACH SVHC | Lead 7439-92-1 |
| SCIP | 1c533b66-fcff-4da5-b89f-fd55fbf5cb55 |

Approvals

Approvals



ROHS Conform

SAIL-M12GM12SG-CD-0.1A**Weidmüller Interface GmbH & Co. KG**

Klingenbergstraße 26

D-32758 Detmold

Germany

www.weidmueller.com**Technical data****Downloads**

| | |
|-----------------------------|------------------------------------------------------------------------------------------------------------------------------------------------------------------|
| Engineering Data | CAD data – STEP |
| Product Change Notification | 20221115 Technical change to CANopenDeviceNet cord sets and cables 20221115 Technische Änderung zu CANopenDeviceNet Leitungen |
| Catalogues | Catalogues in PDF-format |
| Brochures | FL FIELDWIRING EN |

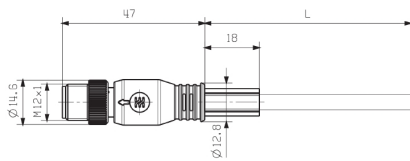
SAIL-M12GM12SG-CD-0.1A

Weidmüller Interface GmbH & Co. KG
 Klingenbergstraße 26
 D-32758 Detmold
 Germany

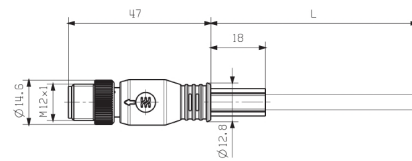
www.weidmueller.com

Drawings

Dimensioned drawing

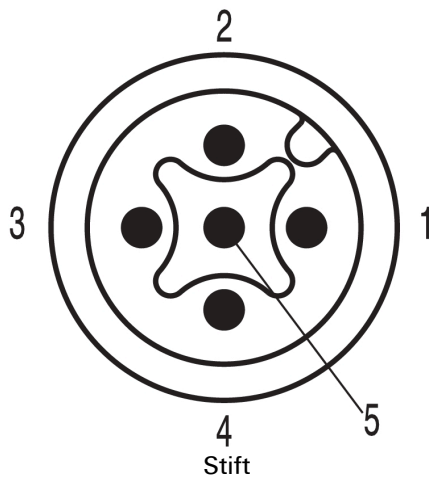


Dimensioned drawing

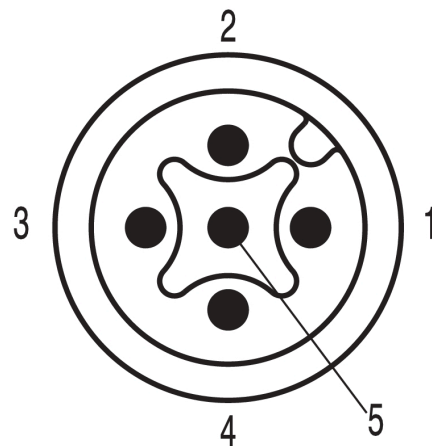


Stift gerade

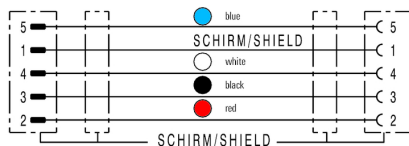
Pole scheme



Pole scheme



Wiring diagram



The ideal tool: Screwty® with torque function



Light, securely screwed-in round plug-in connectors. Screwty set DM / VPE: 1 / Order No.: 1920000000 Adapters: M12, M12 F, M8, M8 F