

MCZ OVP CL 24VAC 0,5A**Weidmüller Interface GmbH & Co. KG**

Klingenbergstraße 26

D-32758 Detmold

Germany

www.weidmueller.com



- Slimline overvoltage protection terminal with tension clamp connection
- 6 mm Slimline fine overvoltage protection
- fast wiring thanks to TS contact and tension clamp connections
- can be cross-connected

General ordering data

Version	Surge protection for instrumentation and control, Surge protection for measurement and control
Order No.	8472880000
Type	MCZ OVP CL 24VAC 0,5A
GTIN (EAN)	4032248049639
Qty.	10 pc(s).

Creation date January 30, 2023 10:41:59 AM CET

Catalogue status 24.01.2023 / We reserve the right to make technical changes.

MCZ OVP CL 24VAC 0,5A

Weidmüller Interface GmbH & Co. KG

Klingenbergstraße 26

D-32758 Detmold

Germany

www.weidmueller.com

Technical data

Dimensions and weights

Depth	63.5 mm	Depth (inches)	2.5 inch
Height	91 mm	Height (inches)	3.583 inch
Width	6 mm	Width (inches)	0.236 inch
Net weight	13.34 g		

Temperatures

Storage temperature	-40 °C...85 °C	Operating temperature	-40 °C...60 °C
Operating temperature, min.	-40 °C	Operating temperature, max.	60 °C

Rated data UL

Certificate No. (UL)	E311081
----------------------	---------

General data

Colour	black	Design	Terminal
Height with TS 35	63.5 mm	Protection degree	IP20
Rail	TS 35	Segment	Measurement - Monitoring - Setting
UL 94 flammability rating	V-0	Version	Surge protection for measurement and control

Insulation coordination acc. to EN 50178

Pollution severity	2	Surge voltage category	III
--------------------	---	------------------------	-----

Rated data IEC / EN

Discharge current, I_{imp} (10/350 μ s)	1 kA	Discharge current, max. (8/20 μ s)	5 kA
Fuse	0.5 A	Inductance L and L1	35 μ H
Lightning test current I_{imp} (10/350 μ s)	1 kA	Limiting frequency (-3 dB) at load resistance	500 kHz 240 Ω
Load resistance (for limiting frequency)	240 Ω	Max. continuous voltage, U_c (AC)	38 V
Operating current, I_{max}	0.5 A	Operating voltage	38 V
Protection level on output side Wire-PE 1kV/ μ s, typically	45 V	Protection level on output side Wire-PE 8/20 μ s, typically	70 V
Protection level on output side Wire-wire 1 kV/ μ s, typically	45 V	Protection level on output side Wire-wire 8/20 μ s, typically	70 V
Rated current I_N	0.5 A	Rated voltage (AC)	24 V
Rated voltage (DC)	28 V	Rated voltage (DC), max.	38 V
Requirements category acc. to IEC 61643-21	D1	Response time	≤ 100 ps
Standards	HART-compatible	Voltage type	AC/DC
Volume resistance	1.00 Ω		

MCZ OVP CL 24VAC 0,5A

Weidmüller Interface GmbH & Co. KG

Klingenbergstraße 26

D-32758 Detmold

Germany

www.weidmueller.com

Technical data

Connection data

Cross-section	1.5 mm ²	Stripping length	8 mm
Wire connection method	Spring connection	Type of connection	Tension-clamp connection
Stripping length, rated connection	8 mm	Clamping range, rated connection	1.5 mm ²
Clamping range, min.	0.5 mm ²	Clamping range, max.	1.5 mm ²
Wire connection cross section AWG, min.	AWG 26	Wire connection cross section AWG, max.	AWG 16
Wire cross-section, solid, min.	0.5 mm ²	Wire cross-section, solid, max.	1.5 mm ²
Wire cross-section, solid, min. (AWG)	AWG 26	Wire cross-section, solid, max. (AWG)	AWG 16
Wire connection cross section, finely stranded, min.	0.5 mm ²	Wire connection cross section, finely stranded, max.	1.5 mm ²
Wire cross-section, finely stranded, min. (AWG)	AWG 26	Wire cross-section, finely stranded, max. (AWG)	AWG 16
Wire connection cross-section, finely stranded with wire-end ferrules DIN 46228/4, min.	0.5 mm ²	Wire connection cross-section, finely stranded with wire-end ferrules DIN 46228/4, max.	1.5 mm ²
Conductor cross-section, flexible, AEH (DIN 46228-1), min.	0.5 mm ²	Conductor cross-section, flexible, AEH (DIN 46228-1), max.	1.5 mm ²
Blade size	0.6 x 3.5 mm		

Classifications

ETIM 6.0	EC000943	ETIM 7.0	EC000943
ETIM 8.0	EC000943	ECLASS 9.0	27-13-08-07
ECLASS 9.1	27-13-08-07	ECLASS 10.0	27-13-08-07
ECLASS 11.0	27-13-08-07	ECLASS 12.0	27-17-90-90

Environmental Product Compliance

REACH SVHC	Lead 7439-92-1
SCIP	c9db83e7-2b25-44e1-8d26-da64d426373f

Approvals

Approvals



ROHS	Conform
UL File Number Search	UL Website
Certificate No. (UL)	E311081

Downloads

Approval/Certificate/Document of Conformity	EU Konformitätserklärung / EU Declaration of Conformity
Engineering Data	CAD data – STEP
Engineering Data	WSCAD
User Documentation	Beipackzettel / Instruction sheet
Catalogues	Catalogues in PDF-format
Brochures	

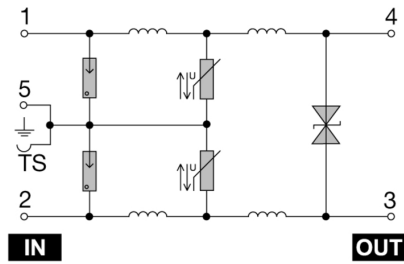
MCZ OVP CL 24VAC 0,5A

Weidmüller Interface GmbH & Co. KG
Klingenbergstraße 26
D-32758 Detmold
Germany

www.weidmueller.com

Drawings

Electric symbol



Circuit diagram

MCZ OVP CL 24VAC 0,5A

Weidmüller Interface GmbH & Co. KG
 Klingenbergstraße 26
 D-32758 Detmold
 Germany

www.weidmueller.com

Accessories**AP MCZ 1.5 - End plate**

Open miniature housing in modular terminal format with five tension clamp connections. A transparent hinged top plate can be used for labelling and provides access to potentiometer and status displays. Plug-in cross-connectors can be used to interconnect the three top connections. A cover plate for closing off the housing is also available.

General ordering data

Type	AP MCZ1.5 SW 1683	Version
Order No.	1046410000	Small housing, OMNIMATE Housing - TERMINALBOX black, End plate,
GTIN (EAN)	4032248782246	Width: 1.5 mm
Qty.	50 pc(s).	

Steel

Steel DIN rails are the most widespread on the market. Among metal DIN rails, they have the lowest shortcircuit protection, similar to stainless steel.

General ordering data

Type	TS 35X7.5 2M/ST/ZN	Version
Order No.	0383400000	Rail, TS 35, TS 35 x 7.5, without slot, Steel, galvanic zinc plated and
GTIN (EAN)	4008190088026	passivated
Qty.	2 m	
Type	TS 35X15/2.3 2M/ST/ZN	Version
Order No.	0498000000	Rail, TS 35, TS 35 x 15, without slot, Steel, galvanic zinc plated and
GTIN (EAN)	4008190042493	passivated
Qty.	2 m	


MCZ OVP CL 24VAC 0,5A

Weidmüller Interface GmbH & Co. KG
 Klingenbergstraße 26
 D-32758 Detmold
 Germany

www.weidmueller.com

Accessories

SAK-Series




Weidmüller's range of products includes end brackets that guarantee a permanent, reliable mounting on the terminal rail and prevent sliding. Versions with and without screws are available. The end brackets include marking options, also for group markers, and also a test plug holder.

General ordering data

Type	EW 35	Version
Order No.	0383560000	Accessories, End bracket
GTIN (EAN)	4008190181314	
Qty.	50 pc(s).	

Slotted screwdriver



VDE insulated slot-head screwdriver, SDI DIN 7437, ISO 2380/2, drive output acc. to DIN 5264, ISO 2380/1. SoftFinish grip

General ordering data

Type	SDIS 0.6X3.5X100	Version
Order No.	9008390000	Screwdriver, Screwdriver
GTIN (EAN)	4032248056354	
Qty.	1 pc(s).	