



TIBO 天波继电器
TIANBO RELAY



Дистрибьютор в России:

ООО "СэлКом"

+7 495 204-1384

radiodetali.com

sale@radiodetali.com



ISO9001、ISO/TS16949、ISO14001



О компании.

Ningbo Tianbo Ganglian Electronics Co., Ltd. (Tianbo) была основана в 1989 г. С момента своего основания это высокотехнологичное предприятие, специализирующееся на исследованиях и разработках реле, производстве и продажах. Сегодня Tianbo это предприятие с чистыми цехами площадью 50 000 квадратных метров и более 900 рабочих, ежемесячно производящее 25 миллионов реле.

Продукция компании охватывает полный спектр телеком реле, силовых реле, автомобильных реле и реле общего применения. Продукция имеет сертификаты соответствия UL, cUL, TUV, VDE, CE, SEMKO, CQC и другие отечественные и зарубежные сертификаты безопасности.

Являясь одной из 100 крупнейших компаний по производству электронных компонентов в Китае, компания стремится к инновациям в выпускаемых продуктах, производственных технологиях и управлении. Дизайн изделий и производственная оснастка разрабатываются профессиональными инженерами с использованием профессионального трехмерного программного обеспечения. В настоящее время у Tianbo есть десятки различных патентов, и количество патентов продолжает увеличиваться с каждым годом. Изготовление пресс-форм и другой оснастки производится на высокоточных станках. В целом технологический уровень предприятия соответствует передовому уровню Китайских производителей. Благодаря многолетнему опыту производства реле, производственный процесс планируется и разрабатывается в соответствии с характеристиками продукта. На производстве внедрено автоматизированное оборудование позволяющее эффективно обеспечивать стабильное качество продукта. Компания располагает профессиональными лабораториями для тестирования производимых реле. В лабораториях проводятся испытания и тесты реле на соответствие заявленным стандартам и требованиям, а также постоянно контролируются ключевые параметры производимых реле.

Компания прошла сертификацию ISO9001, ISO / TS16949, ISO14001 и имеет полный набор системы обеспечения качества выпускаемой продукции. Мы всегда придерживаемся честности как основы, полностью гарантируем стабильность характеристик и качества продукции, придерживаемся принципов "структура отвечает безопасности, функции соответствуют требованиям заказчика, параметры соответствуют стандартам", "потребности клиентов являются движущей силой наших инноваций", охраны окружающей среды, концепции социальной ответственности, так что большинство пользователей получают экономически эффективные продукты, поэтому компания завоевала множество социальных наград, таких как "известная торговая марка Китая", "продукт известного бренда Чжэцзяна" и другие. Tianbo продолжит внедрять концепцию "удовлетворенность клиентов, развитие Tianbo, целостность, гармония, и совместное процветание" и работать рука об руку с вами, чтобы создать лучшее.



中国驰名商标
China Well-known Trademark



高新技术企业
High-Tech Enterprise



浙江省名牌
Zhejiang Famous Brand



浙江省著名商标
Zhejiang Famous Trademark

愿景:

成为世界一流继电器供应商。

Наша цель:

Стать мировым производителем реле.

使命:

为电子领域做贡献, 为社会和顾客创造价值。

Наша миссия:

Быть полезными нашим клиентам и обществу в целом и вносить свой вклад в развитие электроники.

品质理念:

品质至上, 精益求精, 追求零缺陷目标。

Наша концепция качества:


Качество превыше всего, стремиться к совершенству преследуя цель отсутствия дефектов.

经营理念:

“诚信创新卓越”用一流的技术, 一流的产品, 一流的服务, 满足客户的要求, 实现自我, 回报社会。

Философия бизнеса:

"Честность, Инновации и Совершенство" использовать первоклассные технологии, первоклассные продукты и первоклассный сервис, чтобы удовлетворить требования клиентов, реализовать себя и вознаградить общество.



CONTENTS 目录

目录	
----- Contents -----	-03 - 03
通信继电器	
----- Telecom Relay -----	-04 - 05
功率继电器	
----- Power Relay -----	-05 - 14
汽车继电器	
----- Automotive Relay -----	-15 - 18
磁保持继电器	
----- Magnetic Latching Relay -----	-18 - 19

Classification		Telecom Relay		
Type 型号	TR5V	HJR4102	HJR4102E	
Appearance 图片				
Outline 外形尺寸 LxWxH(mm) 长x宽x高	12.4 x 7.4 x 10.0	15.8 x 10.8 x 11.8	15.8 x 10.8 x 11.8	
Features 特性	1. Designed for thermostat modem, computer peripherals, video recording and security applications 2. Surge Strength 1500V FCC68 3. Low coil power requirement for IC compatibility 4. Terminals arranged on grid pattern 5. Designed for compact, high density mounting	1. Small size and low cost 2. DIP standard terminals 3. Surge Strength 1500V FCC68 4. Sealed type available	1. Small size and low cost 2. DIP standard terminals 3. Surge strength 1500V FCC68 4. Sealed type available	
Contact Rating 触点参数				
Contact Form 触点形式	1Z	1Z	1Z	
Contact Material 触点材料	Silver Alloy	Silver Alloy	Silver Alloy	
Max. Operating Current 最大转换电流	2A	5A	5A	
Minimum Load 最小负载	1mA 5V DC	1mA 5VDC	1mA 5VDC	
Max. Operating Voltage 最大转换电压	120VAC/60VDC	240VAC/60VDC	240VAC/60VDC	
Max. Operating Power 最大转换功率	240VA/48W	360VA/90W	360VA/90W	
Rated Load (Resistive Load) 触点负载	1A/2A 120VAC 1A/2A 24VDC	3A 120VAC 3A 24VDC 1A/2A 250VAC	3A 120VAC 3A 24VDC 1A/2A 250VAC	
Contact Resistance(mΩ) (at 6VDC 1A) 接触电阻	100	100	100	
Coil Ratings 线圈参数				
Rated Voltage 线圈电压范围	3-24VDC	3-48VDC	3-48VDC	
Nominal Operating Power 线圈功耗	150/200/360mW	200/360/450mW	200/360/450mW	
General Data 一般参数				
Insulation Resistance(MΩ) (at 500VDC) 绝缘电阻	1000	100	100	
Dielectric Strength Between Contacts Between Coil and Contacts 介质耐压	400VAC 1000VAC	500VAC 1000VAC	500VAC 1000VAC	
Ambient Temperature 环境温度	-30 to +85°C	-30 to +85°C	-30 to +85°C	
Operate/Release Time 吸合、释放时间	4ms/3ms	5ms/5ms	5ms/5ms	
Mechanical Life(Min) 机械寿命	10,000,000	10,000,000	10,000,000	
Electrical Life(Min) 电气寿命	100,000	100,000	100,000	
Layout (Bottom View) 安装尺寸及接线图				
Terminal Type 脚位形式	PCB	PCB	PCB	
Approved Standards 安规	UL,cUL	UL,cUL,CQC,TÜV	UL,cUL,CQC,TÜV	
Cross-Reference 同类产品	OMRON:G5V-1 NAIS:HY FUJITSU:SY	OMRON:G2E FUJITSU:FB211SC/MZ OEG:OUA/OUAZ TE:A/B201/V23101 P&B:T81	OMRON:G2E FUJITSU:FB211SC/MZ OEG:OUA/OUAZ TE:A/B201/V23101 P&B:T81	

Classification		Power Relay		
Type 型号	HJR1-2C	TRGM	TRGA	
Appearance 图片				
Outline 外形尺寸 LxWxH(mm) 长x宽x高	20.5 x 10.0 x 11.8	20.1 x 5 x 17.5	20 x 5 x 12.5	
Features 特性	1.DPDT configuration 2.High sensitivity 3.DIP standard terminals 4.Sealed version 5.Surge strength 1500V FCC68	1. Ultra slim type with 5 mm thickness Good for high density mounting 2. Plastic sealed type	1. Slim size permits higher density mounting 2. High surge voltage (4000 V) and high breakdown voltage (2000 V)	
Contact Rating 触点参数				
Contact Form 触点形式	2Z	1H	1H	
Contact Material 触点材料	Silver Alloy	Silver Alloy	Silver Alloy	
Max.Operating Current 最大转换电流	2A	5A	5A	
Minimum Load 最小负载	1mA 5V DC	10mA 5VDC	10mA 5VDC	
Max.Operating Voltage 最大转换电压	240VAC/60VDC	277VAC/125VDC	250VAC/110VDC	
Max.Operating Power 最大转换功率	120VA/60W	1250VA/150W	1250VA/150W	
Rated Load (Resistive Load) 触点负载	1A120VAC 2A 24VDC	5A 250VAC 5A 30VDC	5A 250VAC 5A 30VDC	
Contact Resistance(mΩ) (at 6VDC 1A) 接触电阻	100	100	100	
Coil Ratings 线圈参数				
Rated Voltage 线圈电压范围	3-48VDC	5-24VDC	5-24VDC	
Nominal Operating Power 线圈功耗	150/200/360/450mW	120/200mW	120/180mW	
General Data 一般参数				
Insulation Resistance(MΩ) (at 500VDC) 绝缘电阻	100	100	100	
Dielectric Strength Between Contacts 介电耐压	500VAC	750VAC	1000VAC	
Dielectric Strength Between Coil and Contacts	1000VAC	3000VAC	2000VAC	
Ambient Temperature 环境温度	-30 to +85°C	-40 to +85°C	-40 to +85°C	
Operate/Release Time 吸合、释放时间	8ms/4ms	10ms/5ms	6ms/3ms	
Mechanical Life(Min) 机械寿命	10,000,000	10,000,000	10,000,000	
Electrical Life(Min) 电气寿命	100,000	100,000@3A 30VDC/250VAC	100,000@3A 30VDC/250VAC	
Layout (Bottom View) 安装尺寸及接线图				
Terminal Type 脚位形式	PCB	PCB	PCB	
Approved Standards 安规	UL, cUL,TÜV			
Cross-Reference 同类产品	OMRON:G5V-2 NAIS:DS2Y TE:V23102 OEG:OVR/ORZ	NAIS:PE/PF TE:V23092/SNR	NAIS:PA	

Power Relay

HJR-3FF



19.2 x 15.5 x 15.5

- 1.10A switching capability
- 2.Small footprint
- 3.Sealed type available
- 4.Class B/F available

HJR-21FF



20.3 x 16.8 x 20.3

- 1.12A switching capability
- 2.SPST-NO configuration
- 3.Small footprint
- 4.Sealed version available
- 5.Class B/F available

HJR-21FD



21.0 x 16.0 x 20.6

- 1.20A switching capability
- 2.TV-8 120VAC
- 3.Surge voltage up to 6KV
- 4.Ambient temperature meets 105°C
- 5.Product in accordance to IEC60335-1
- 6.RoHS compliant

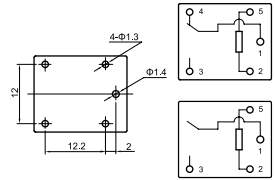
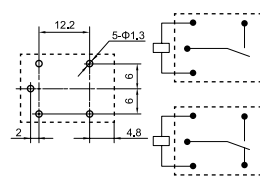
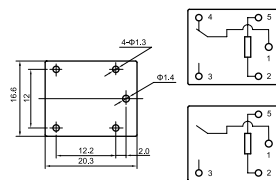
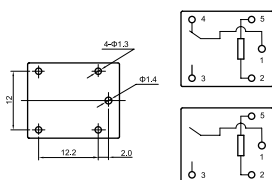
HJR-7FF






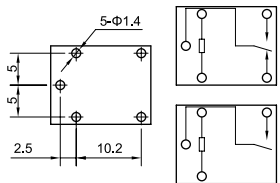
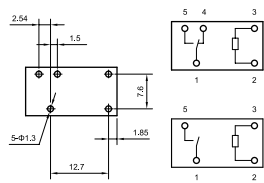
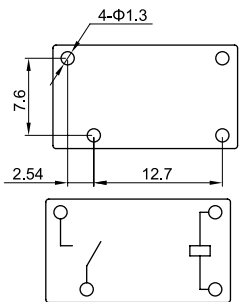
21.5 x 16.5 x 16.5

- 1.Extremely low cost
- 2.SPST-NO&SPDT configurations
- 3.Standard PC layout
- 4.Sealed type available

1H,1Z	1H,1Z	1H/1Z	1H,1D,1Z
Silver Alloy	Silver Alloy	Silver Alloy	Silver Alloy
15A	15A	20A	12A
100mA 5VDC	10mA 5VDC	100mA 5VDC	10mA 5VDC
250VAC/30VDC	250VAC/30VDC	400VAC	250VAC/30VDC
2,770VA/240W	2,770VA/240W	4700VA	2,770VA/240W
1H: 10A 240VAC 12A 120VAC 1Z: 7A 240VAC 10A 120VAC 1/8HP(FLA 3.8A) 125VAC 1/8HP(FLA 1.6A) 277VAC	1H:12A 240VAC 15A 120VAC TV-5 (5A@120VAC) 1Z:10A 240VAC 12A 120VAC/24VDC TV-5 (5A@120VAC)	1H:20A 125VAC 17A 277VAC 7A 400VAC 1Z:16A 250VAC NO:7A 400VAC	1H:10A 240VAC 12A 120VAC 1Z:10A 120VAC 7A 240VAC
100	100	100	100
3-48VDC	3-48VDC	3-48VDC	3-48 VDC
360/450mW	360/450mW	360mW	360/450mW
100	100	100	100
750VAC	750VAC	1000VAC	750VAC
1500VAC	1500VAC	2500VAC	1500VAC
-40 to +85°C(105°C)	-40 to +85°C	-40 to +85°C	-40 to +70°C
10ms/5ms	10ms/5ms	10ms/5ms	10ms/5ms
10,000,000	10,000,000	10,000,000	10,000,000
100,000	100,000	100,000	100,000



PCB	PCB	PCB	PCB
UL,cUL,TÜV,CQC,VDE	UL,cUL,TÜV ,CQC		UL,cUL
OMRON:G5LC FUJITSU:FBR160 NAIS:JS ZETTLER:AZ943 P&B:T72	OMRON:G5L OEG:SRUDH/SRUUH SONG CHUANZ:801H	SONGCHUAN:875B MAIS:JSM	OMRON:G5LE NAIS:JS ZETTLER:AZ941/942 FUJITSU:CS OEG:PCE

Classification		Power Relay		
Type 型号	HJR-78F	TRG1	TRG1H	
Appearance 图片				
Outline 外形尺寸 LxWxH(mm) 长x宽x高	15.7 x 12.3 x 14.0	18.2 x 10.2 x 15.5	18.2 x 10.2 x 15.5	
Features 特性	1.20A switching capability 2.Small size auto relay	1.10A switching capability 2.SPST-NO&SPDT configuration 3.Standard PC layout 4.Sealed type available	1.10A switching capability 2.SPST-NO configuration 3.Standard PC layout 4.Sealed type available 5.Surge resistance of 5000V	
Contact Rating 触点参数				
Contact Form 触点形式	1H,1Z	1H,1Z	1H	
Contact Material 触点材料	Silver Alloy	Silver Alloy	Silver Alloy	
Max.Operating Current 最大转换电流	25A	10A	10A	
Minimum Load 最小负载	10mA 5VDC	10mA 5VDC	10mA 5VDC	
Max.Operating Voltage 最大转换电压	250VAC/16VDC	277VAC/30VDC	277VAC/30VDC	
Max.Operating Power 最大转换功率	840VA/400W	1H-D:1200VA/150W 1H-L/1Z:600VA/90W	2500VA/300W	
Rated Load (Resistive Load) 触点负载	NC:NO:12/20A 14VDC 7A 120VAC	1H-D:10A 120VAC 5A240VAC/30VDC 1H-L/1Z:3A 240VAC/30VDC	10A 250VAC 8A 240VAC(UL)	
Contact Resistance(mΩ) (at 6VDC 1A) 接触电阻	100	100	100	
Coil Ratings 线圈参数				
Rated Voltage 线圈电压范围	6-24VDC	3-48VDC	3-24VDC	
Nominal Operating Power 线圈功耗	600/800mW	200/450mW	450mW	
General Data 一般参数				
Insulation Resistance(MΩ) (at 500VDC) 绝缘电阻	100	100	100	
Dielectric Strength Between Contacts 介质耐压	500VAC	H:1000VAC, Z:750VAC	1000VAC	
Between Coil and Contacts	500VAC	H:4000VAC, Z:2500VAC	4000VAC	
Ambient Temperature 环境温度	-40 to +85°C	-40 to +85°C	-40 to +85°C	
Operate/Release Time 吸合、释放时间	10ms/5ms	10ms/4ms	10ms/4ms	
Mechanical Life(Min) 机械寿命	10,000,000	10,000,000	10,000,000	
Electrical Life(Min) 电气寿命	100,000	100,000	100,000	
Layout (Bottom View) 安装尺寸及接线图				
Terminal Type 脚位形式	PCB	PCB	PCB	
Approved Standards 安规	UL,cUL	UL,cUL ,CQC, TÜV	UL,cUL ,CQC, TÜV	
Cross-Reference 同类产品	OMRON:G8QN FUJITSU:FBR51	OEG:OJE/OJ SONG CHUAN:835 ZETTLER:AZ765/767	OEG:OJE/OJ SONGCHUAN:835NL	

Power Relay

TRG2



20.5 x 10.2 x 15.0

- 1.10A switching capability
- 2.Creepage distance:8mm(both for 1 CO and NO)
- 3.Clearance distance:No type 4.5mm,Nc type 4mm
- 4.Subminiature standard PCB layout
- 5.RoHS compliant

TRA1



29.4 x 13 x 20.6

- 1.10A switching capability
- 2.SPST-NO&SPDT configuration
- 3.Small footprint
- 4.Sealed version available
- 5.Transparent sealed available
- 6.Class B/F available

TRA1H



29.4 x 13 x 20.6

- 1.16A switching capability
- 2.SPST-NO&SPDT configuration
3. Small footprint
- 4.Sealed version available
- 5.Transparent sealed available
- 6.Class B/F available

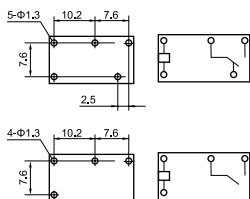
TRA2



29.4 x 13 x 20.6

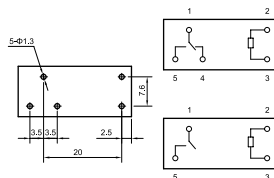
- 1.16A switching capability
- 2.SPST-NO&SPDT configuration
- 3.5KV dielectric between coil and contacts
- 4.Transparent sealed available
- 5.Class B/F available

1H,1Z	1H,1Z	1H/1Z	1H,1Z
Silver Alloy	Silver Alloy	Silver Alloy	Silver Alloy
10A	12A	16A	20A
10mA 5VDC	100mA 5VDC	100mA 5VDC	100mA 5VDC
277VAC/30VDC	250VAC/30VDC	250VAC/30VDC	250VAC/30VDC
1250VA/150W	2500VA/300W	4000VA/480W	4800VA/480W
1H-D:10A 120VAC 5A240VAC/30VDC 1H-L/1Z:3A 240VAC/30VDC	10A 240VAC 10A 30VDC	16A 250VAC 16A 30VDC	NC/NO 12A/16A 240VAC 16A 30VDC
100	100	100	100
3-48VDC	3-48VDC	3-48VDC	3-48VDC
200/450mW	240/540/720mW	540/720mW	240/540/720mW
1000	100	100	100
1000VAC	1000VAC	1000VAC	1000VAC
4000VAC	5000VAC	5000VAC	5000VAC
-40 to +70°C	-40 to +85°C	-40 to +70°C	-40 to +85°C
8ms/5ms	20ms/10ms	20ms/10ms	20ms/10ms
10,000,000	10,000,000	10,000,000	10,000,000
100,000	100,000	100,000	100,000



PCB

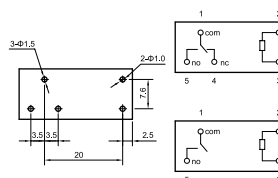
OMRON:G5Q
NAIS:JQ/PQ
SCHRACK:RE/REL
FUJITSU:JY



PCB

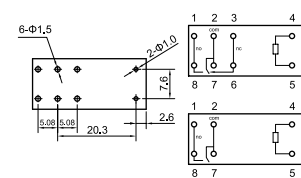
UL,cUL ,CQC, TÜV

SCHRACK:RT
FUJITSU:FTR-F1/VSB
ZETTLER:A742/763/764
FEME-M25



PCB




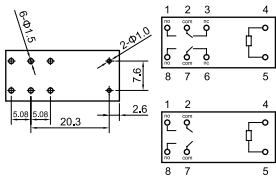
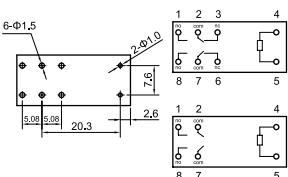
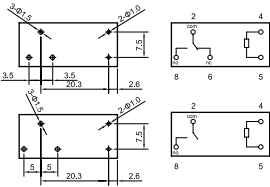
UL,cUL



PCB

UL,cUL ,CQC, TÜV

SCHRACK:RT
FUJITSU:FTR-F1/VSB
ZETTLER:AZ742/763/764
FEME-M25

Classification		Power Relay		
Type 型号	TRA3	TRA3H	TRC1	
Appearance 图片				
Outline 外形尺寸 LxWxH(mm) 长x宽x高	29.4 x 13 x 20.6	29.4 x 13 x 20.6	29.3 x 12.7 x 15.7	
Features 特性	1.Creepage distance:8.0mm Min 2.Au-clad contact available 3.Transparent sealed available 4.Class B/F available	1.Creepage distance:8.0mm Min 2.Au-clad contact available 3.Transparent sealed available 4.Class B/F available	1.Creepage distance:10mm 2.Au-clad contact available 3.Transparent sealed available 4.Class B/F available	
Contact Rating 触点参数				
Contact Form 触点形式	2H,2Z	2H/2Z	1H/1Z	
Contact Material 触点材料	Silver Alloy	Silver Alloy	Silver Alloy	
Max.Operating Current 最大转换电流	8A	8A	12A	
Minimum Load 最小负载	100mA 5VDC	100mA 5VDC	100mA 5VDC	
Max.Operating Voltage 最大转换电压	250VAC/30VDC	250VAC/30VDC	440VAC/125VDC	
Max.Operating Power 最大转换功率	1250VA/240W	2000VA/240W	3000VA	
Rated Load (Resistive Load) 触点负载	5A 240VAC 5A 30VDC	8A 250VAC 5A 30VDC	12A 250VAC	
Contact Resistance(mΩ) (at 6VDC 1A) 接触电阻	100	100	100	
Coil Ratings 线圈参数				
Rated Voltage 线圈电压范围	3-48VDC	3-48VDC	5-60VDC/24-230VAC	
Nominal Operating Power 线圈功耗	240/540/720mW	540/720mW	400mW/0.75VA	
General Data 一般参数				
Insulation Resistance(MΩ) (at 500VDC) 绝缘电阻	100	100	100	
Dielectric Strength Between Contacts 介质耐压	1000VAC	1000VAC	1000VAC	
Dielectric Strength Between Coil and Contacts 介质耐压	5000VAC	5000VAC	5000VAC	
Ambient Temperature 环境温度	-40 to +85°C	-40 to +70°C	-40 to +85°C	
Operate/Release Time 吸合、释放时间	20ms/10ms	20ms/10ms	15ms/8ms	
Mechanical Life(Min) 机械寿命	10,000,000	10,000,000	10,000,000	
Electrical Life(Min) 电气寿命	100,000	100,000	100,000	
Layout (Bottom View) 安装尺寸及接线图				
Terminal Type 脚位形式	PCB	PCB	PCB	
Approved Standards 安规	UL,cUL ,CQC, TÜV	UL,cUL	UL,cUL	
Cross-Reference 同类产品	SCHTACK:RT FUJITSU:FTR-F1/VSB ZETTLER:AZ742/763/764 FEME-M25		SONGCHUAN:881/888 TE:RT114	

Power Relay

TRC2



TRC3



TRA4



TRA5



29.3 x 12.7 x 15.7

29.3 x 12.7 x 15.7

24.5 x 10.5 x 25.0

24.4 x 12.9 x 24.8

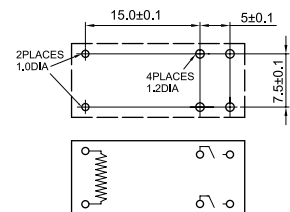
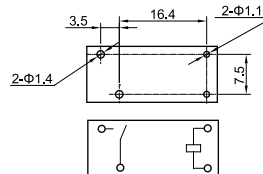
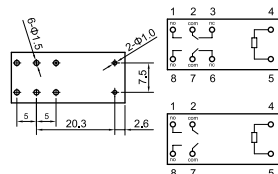
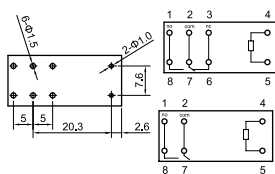
- 1. Creepage distance: 10mm
- 2. Au-clad contact available
- 3. Transparent sealed available
- 4. Class B/F available

- 1. Creepage distance: 10mm
- 2. Au-clad contact available
- 3. Transparent sealed available
- 4. Class B/F available

- 1. 1 form A contact arrangement
- 2. Immersion cleanable, sealed version available
- 3. Applications include appliance HAVC, CTV, Monitor, emergency lighting

- 1. 2 form A contact arrangements
- 2. Immersion cleanable, sealed version available
- 3. Meet 4,000V dielectric voltage between coil and contacts
- 4. Meet 5,000V surge voltage between coil and contacts (1.2/50ms)

1H/1Z	2H/2Z	1H	2H
Silver Alloy	Silver Alloy	Silver Alloy	Silver Alloy
16A	8A	10A	5A
100mA 5VDC	100mA 5VDC	100mA 5VDC	100mA 5VDC
440VAC/125VDC	440VAC/125VDC	250VAC/110VDC	250VAC/30VDC
4000VA	2000VA	2500VA/300W	1250VA/150W
16A 250VAC	8A 250VAC	5A@120VAC (TV-5)	3A@120VAC (TV-3)
TV-5A@125VAC		10A 250VAC 10A 30VDC	5A 250VAC 5A 30VDC
100	100	100	100
5-60VDC/24-230VAC	5-60VDC/24-230VAC	3-48VDC	3-48VDC
400mW/0.75VA/Bistable	400mW/0.75VA	250/540mW	250/540mW
100	100	100	100
1000VAC	1000VAC	900VAC	1000VAC
5000VAC	5000VAC	4000VAC	4000VAC
-40 to +85°C	-40 to +85°C	-30 to +70°C	-40 to +70°C
15ms/8ms	15ms/8ms	15ms/8ms	20ms/10ms
10,000,000	10,000,000	10,000,000	10,000,000
100,000	100,000	100,000	100,000



PCB
UL,cUL

PCB
UL,cUL

PCB
UL,cUL ,CQC, TÜV




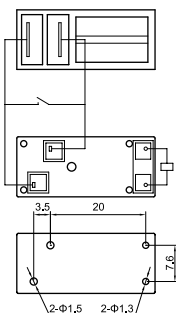
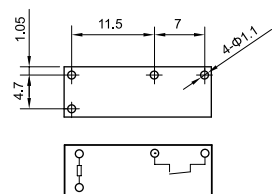
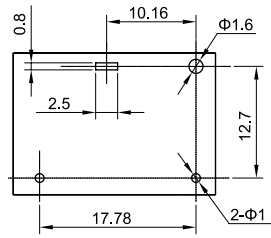
PCB
UL,cUL ,CQC, TÜV

SONGCHUAN:881/888
TE:RT424

SONGCHUAN:881/888
TE:RT314

OEG:SDT

OEG:OSA/PCI

Classification		Power Relay		
Type 型号	TRA2F	TRGB	TRCD	
Appearance 图片				
Outline 外形尺寸 LxWxH(mm) 长x宽x高	29 x 12.6 x 24.2	20.5 x 7.2 x 15.6	23 x 16.1 x 10.2	
Features 特性	1.16A switching capability 2.5KV dielectric strength between coil to contacts 3.10KV surge voltage between coil to contacts 4. Meet requirements of 8mm creepage distance 5.Class B/F available	1.Max. switching current 5A 2.Surge strength 7KV	1. Low Profile (10mm), 15 Amp switching capacity. 2. 1 Form A contact arrangement. 3. Sensitive 200mW coil (250mW on 48VDC coil). 4. Immersion cleanable, sealed version available.	
Contact Rating 触点参数				
Contact Form 触点形式	1H	1H	1H	
Contact Material 触点材料	Silver Alloy	Silver Alloy	Silver Alloy	
Max.Operating Current 最大转换电流	20A	5A	16A	
Minimum Load 最小负载	100mA 5VDC	10mA 5VDC	100mA 5VDC	
Max.Operating Voltage 最大转换电压	277VAC/30VDC	277VAC/30VDC	250VAC/125VDC	
Max.Operating Power 最大转换功率	4000VA	831VA/90W	4000VA/480W	
Rated Load (Resistive Load) 触点负载	16A 250VAC 20A 125VAC	5A 250VAC 5A 28VDC	16A 250VAC 10A250VAC/24VDC 1/2HP 125VAC 1HP277VAC TV-5A@125VAC	
Contact Resistance(mΩ) (at 6VDC 1A) 接触电阻	50	100	100	
Coil Ratings 线圈参数				
Rated Voltage 线圈电压范围	5-48VDC	5-24VDC	3-48VDC	
Nominal Operating Power 线圈功耗	540mW	200mW	200/360/450mW	
General Data 一般参数				
Insulation Resistance(MΩ) (at 500VDC) 绝缘电阻	1000	1000	100	
Dielectric Strength Between Contacts 介质耐压 Between Coil and Contacts	1000VAC	750VAC	750VAC	
	5000VAC	4000VAC	2500VAC	
Ambient Temperature 环境温度	-40 to +85°C	-40 to +70°C	-40 to +85°C	
Operate/Release Time 吸合、释放时间	20ms/10ms	10ms/10ms	15ms/8ms	
Mechanical Life(Min) 机械寿命	10,000,000	10,000,000	10,000,000	
Electrical Life(Min) 电气寿命	100,000	100,000	100,000	
Layout (Bottom View) 安装尺寸及接线图				
Terminal Type 脚位形式	PCB	PCB	PCB	
Approved Standards 安规	UL,cUL ,CQC, TÜV	UL,cUL ,CQC, TÜV	UL,cUL ,CQC, TÜV	
Cross-Reference 同类产品	SONGCHUAN:302W	OMRON:G5NB/G5T NAIS:LD FUJITSU:FTR-F3	OEG:PCD	

Power Relay

TRCDF



СНЯТО С ПРОИЗВОДСТВА

25 x 23 x 10.2

HJQ-13F-1C



28 x 21.5 x 35

HJQ-13F-2C



28 x 21.5 x 35

HJQ-22F



28 x 21.5 x 35

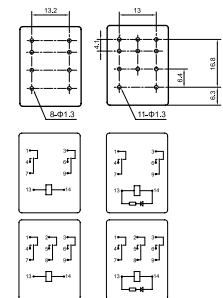
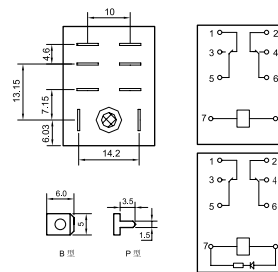
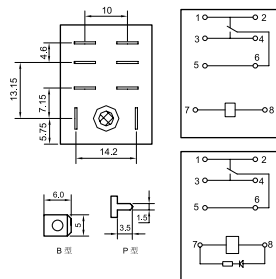
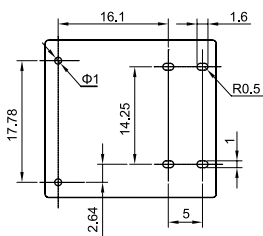
1. Low Profile (10mm), 15 Amp switching capacity.
2. 1 Form A contact arrangement.
3. Sensitive 200mW coil (250mW on 48VDC coil).
4. Immersion cleanable, sealed version available.
5. Quick connect terminals available.

- 1.16A transfer contacts
- 2.Different dust-proof cover,different layout




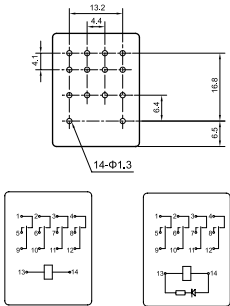
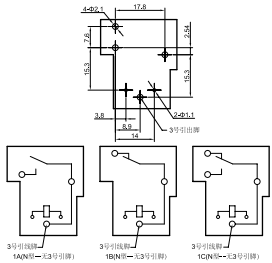
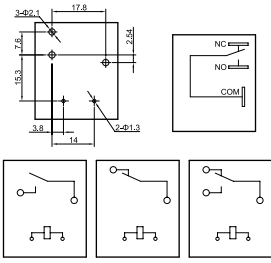
- 1.10A transfer contacts
- 2.Different dust-proof cover,different layout

1.2 to 3 pole configurations

1H	1Z	2Z	2Z,3Z
Silver Alloy	Silver Alloy	Silver Alloy	Silver Alloy
16A	20A	10A	7A
100mA 5VDC	100mA 5VDC	100mA 5VDC	100mA 5VDC
250VAC/125VDC	250VAC/30VDC	250VAC/30VDC	240VAC/30VDC
4000VA/480W	4000VA/480W	2500VA/300W	1680VA/210W
16A 250VAC 10A250VAC/24VDC 1/2HP 125VAC TV-5A@125VAC	16A 240VAC 16A 30VDC	10A 240VAC 10A 30VDC 15A 125VAC	7A 240VAC 7A 30VDC 5A 240VAC
100	100	100	100
3-48VDC	5-110VDC,6-240VAC	5-110VDC,6-240VAC	5-110VDC,6-240VAC
200/360/450mW	900mW/1.2VA	900mW/1.2VA	900mW/1.2VA
100	100	100	100
750VAC	1000VAC	1000VAC	1000VAC
2500VAC	1500VAC	1500VAC	1500VAC
-40 to +85°C	-40 to +70°C	-40 to +70°C	-40 to +70°C
15ms/8ms	25ms/25ms	25ms/25ms	25ms/25ms
10,000,000	10,000,000	10,000,000	10,000,000
100,000	100,000	100,000	100,000



PCB	PCB & Quick Connects	PCB & Quick Connects	PCB & Quick Connects
UL,cUL ,CQC,TÜV	UL,cUL, TÜV,CQC	UL,cUL,TÜV,CQC	UL,cUL,CQC
OEG:PCDF	OMRON:LY1 NAIS:HL OEG:SRET SCHRACK:TM/K10	OMRON:LY2 NAIS:HL OEG:SRET SCHRACK:TM/K10	OMRON:MY2/3 NAIS:HC OEG:SRE SCHRACK:ZT

Classification		Power Relay		
Type 型号	HJQ-22F-4	HJQ-15F	HJQ-15F-1	
Appearance 图片				
Outline 外形尺寸 LxWxH(mm) 长x宽x高	28 x 21.5 x 35	32 x 27.4 x 19.3	32 x 27.4 x 27.8	
Features 特性	1. 4 pole configurations 2. Au-clad contact available	1.High power&low cost 2. 30A switching capability 3.Less than 1W coil power 4.Open type available 5.Class B/F available	1.QC&PC terminals 2.High dielectric strength 3,000VAC 3.Optional flanged case for panel mounting 4.Class B/F available	
Contact Rating 触点参数				
Contact Form 触点形式	4Z	1H,1D,1Z	1H,1D,1Z	
Contact Material 触点材料	Silver Alloy	Silver Alloy	Silver Alloy	
Max.Operating Current 最大转换电流	5A	30A	30A	
Minimum Load 最小负载	100mA 5VDC	500mA 5VDC	500mA 5VDC	
Max.Operating Voltage 最大转换电压	240VAC/28VDC	250VAC/30VDC	250VAC/30VDC	
Max.Operating Power 最大转换功率	1200VA/140W	7200VA/560W	7200VA/560W	
Rated Load (Resistive Load) 触点负载	5A 240VAC 5A 28VDC	1H:25A(30A)240VAC/20A 28VDC 1D:15A 240VAC/10A 28VDC 1Z:20A/10A 240VAC/28VDC	1H:25A(30A)240VAC/20A 28VDC 1D:15A 240VAC/10A 28VDC 1Z:20A/10A 240VAC/28VDC	
Contact Resistance(mΩ) (at 6VDC 1A) 接触电阻	100	100	100	
Coil Ratings 线圈参数				
Rated Voltage 线圈电压范围	5-110VDC,6-240VAC	5-110VDC	5-110VDC	
Nominal Operating Power 线圈功耗	900mW/1.2VA	930mW	930mW	
General Data 一般参数				
Insulation Resistance(MΩ) (at 500VDC) 绝缘电阻	100	100	100	
Dielectric Strength Between Contacts 介质耐压	1000VAC	1500VAC	1500VAC	
Dielectric Strength Between Coil and Contacts 介质耐压	1500VAC	1500VAC	1500VAC	
Ambient Temperature 环境温度	-40 to +70°C	-40 to +85°C	-40 to +85°C	
Operate/Release Time 吸合、释放时间	25ms/25ms	15ms/10ms	15ms/10ms	
Mechanical Life(Min) 机械寿命	10,000,000	10,000,000	10,000,000	
Electrical Life(Min) 电气寿命	100,000	100,000	100,000	
Layout (Bottom View) 安装尺寸及接线图				
Terminal Type 脚位形式	PCB & Quick Connects	PCB	PCB & Quick Connects	
Approved Standards 安规	UL,cUL,CQC	UL,cUL,TÜV,CQC	UL,cUL,TÜV,CQC	
Cross-Reference 同类产品	OMRON:MY4 NAIS:HC OEG:SRE SCHRACK:ZT	OMRON:G8P NAIS:JT OEG:ORU P&B:T90/T9A	OMRON:G7G/G8P NAIS:JT OEG:ORU P&B:T90/T9A	

Power Relay

HJQ-15F-2



32 x 27.4 x 19.3

- 1.QC&PC terminals
- 2.High dielectric strength 3,000VAC
- 3.Optional flanged case for panel mounting
- 4.Class B/F available

HJQ-15F-3



32.4 x 27.8 x 28

- 1.QC&PC terminals
- 2.High dielectric strength 3,000VAC
- 3.Optional flanged case for panel mounting

HJQ-15F-4



32.4 x 27.8 x 20

- 1.QC&PC terminals
- 2.High dielectric strength 3000VAC
- 3.Optional flanged case for panel mounting

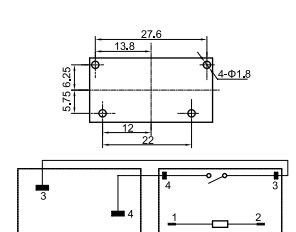
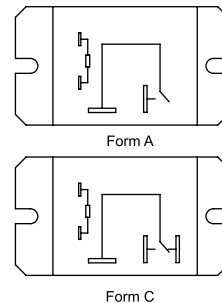
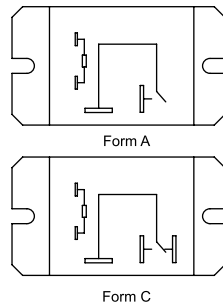
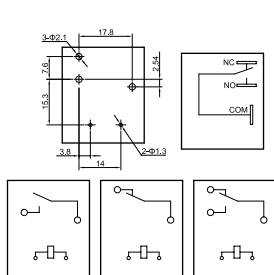
TRAF



30.5 x 16.0 x 23.5

- 1.Ideal for motor switching in appliances and HVAC
2. 20A switching capability
- 3.Designed for high inrush compressor loads
- 4.Semi-sealed construction
- 5.Sealed version available

1H,1D,1Z	1H,1D,1Z	1H,1D,1Z	1H
Silver Alloy	Silver Alloy	Silver Alloy	Silver Alloy
30A	30A	30A	20A
500mA 5VDC	500mA 5VDC	500mA 5VDC	100mA 5VDC
250VAC/30VDC	250VAC/30VDC	250VAC/30VDC	250VAC
6000VA/560W	6000VA/560W	6000VA/560W	5000VA
1H:25A(30A)240VAC/20A 28VDC 1D:15A 240VAC/10A 28VDC 1Z:20A/10A 240VAC/28VDC	1H:25A(30A)240VAC/20A 28VDC 1D:15A 240VAC/10A 28VDC 1Z:20A/10A 240VAC/28VDC	1H:25A(30A)240VAC/20A 28VDC 1D:15A 240VAC/10A 28VDC 1Z:20A/10A 240VAC/28VDC	20A 250VAC
100	100	100	100
5-48VDC	5-48VDC	5-48VDC	5-48VDC
930mW	930mW	930mW	900mW
100	100	100	100
1500VAC	1500VAC	1500VAC	1500VAC
1500VAC	1500VAC	1500VAC	4500VAC
-40 to +85°C	-40to +70°C	-40 to +70°C	-25 to +55°C
15ms/10ms	15ms/10ms	15ms/10ms	20ms/10ms
10,000,000	10,000,000	10,000,000	10,000,000
100,000	100,000	100,000	100,000



PCB & Quick Connects
UL,cUL,TÜV,CQC

OMRON:G7G/G8P
NAIS:JT
OEG:T90/T9A
P&B:T90/T9A

PCB & Quick Connects
UL,cUL




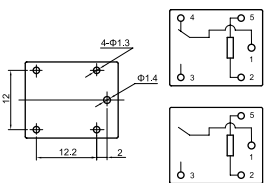
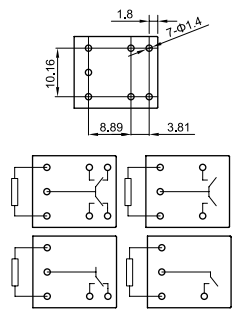
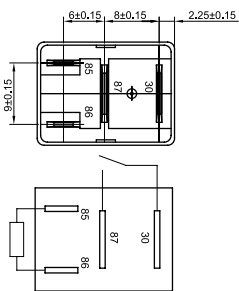
OMRON:G7G/G8P
NAIS:JT
OEG:ORU
P&B:T90/T9A

PCB & Quick Connects
UL,cUL

OMRON:G7G/G8P
NAIS:JT
OEG:ORU
P&B:T90/T9A

PCB & Quick Connects
CQC,UL,cUL,TÜV

OMRON:G4A
GOOD SKY:GQF
ZETTLER:AZ760

Classification		Automotive Relay		
Type 型号	TRKF	TRAW	TRF	
Appearance 图片				
Outline 外形尺寸 LxWxH(mm) 长x宽x高	19.2 x 15.5 x 15.5	18 x 15.5 x 20	20.3 x 15.3 x 22.5	
Features 特性	1. 15A switching capability 2. Small footprint 3. Sealed type available	1. Max. switching current 20A 2. 10A continuous rating 85°C 3. Different contact form available 4. Open or sealed cover available	1. Max. switching current 25A 2. Different terminals available 3. Suitable for automation system and automobile auxiliary etc	
Contact Rating 触点参数				
Contact Form 触点形式	1H, 1Z	1H, 1Z, SH, SZ	1H	
Contact Material 触点材料	Silver Alloy	Silver Alloy	Silver Alloy	
Max. Operating Current 最大转换电流	20A	20A	25A	
Minimum Load 最小负载				
Max. Operating Voltage 最大转换电压	16VDC	75VDC	24VDC	
Max. Operating Power 最大转换功率	280W	200W	350W	
Rated Load (Resistive Load) 触点负载	1Z: 15A 14VDC 1H: 20A 14VDC	1H, 1Z: 10A 14VDC SH, SZ: 15A 14VDC	25A / 14VDC	
Contact Resistance (mΩ) (at 6VDC 1A) 接触电阻	100	100	50	
Coil Ratings 线圈参数				
Rated Voltage 线圈电压范围	9-24VDC	6-24VDC	12-24VDC	
Nominal Operating Power 线圈功耗	640/800mW	1100mW	1160mW	
General Data 一般参数				
Insulation Resistance (MΩ) (at 500VDC) 绝缘电阻	100	100	100	
Dielectric Strength 介质耐压 Between Contacts Between Coil and Contacts	500VAC	500VAC	550VAC	
	1500VAC	500VAC	1000VAC	
Ambient Temperature 环境温度	-40 to +85°C	-40 to +85°C	-40 to +85°C	
Operate/Release Time 吸合、释放时间	15ms/10ms	5ms/3ms	10ms/7ms	
Mechanical Life (Min) 机械寿命	10,000,000	10,000,000	10,000,000	
Electrical Life (Min) 电气寿命	100,000	100,000	100,000	
Layout (Bottom View) 安装尺寸及接线图				
Terminal Type 脚位形式	PCB	PCB	Quick Connects	
Approved Standards 安规				
Cross-Reference 同类产品	OMRON: G5LC FUJITSU: FBR161-H NAIS: JS ZETTLER: AZ943 P&B: T7N	OEG: OARW P&B: VKM TE: V23072-C1 ZETTLER: AZ975/976	TE: VF	

Automotive Relay

TRFM



23 x 15.5 x 26

- 1. Max. switching current 25A
- 2. Different terminals available

TRKM



15.7 x 12.3 x 14.0

- 1. 20A switching capability
- 2. Small size auto relay

TRV5



28 x 25 x 49.4
28 x 23 x 29.4

- 1. Open or sealed cover available
- 2. 40A continuous rating 80°C

TRV3

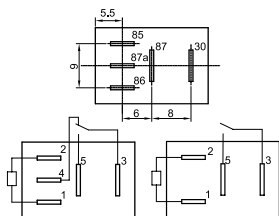


26.5 x 26.5 x 25
26.5 x 26.5 x 41

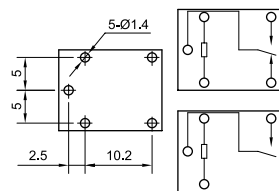
- 1. 40A continuous rating 85°C
- 2. 1A&1C arrangements
- 3. Plug-in or PC board terminals
- 4. Optional mounting bracket

СНІТКО ПРОИЗВОДСТВА

1H,1Z	1H,1D,1Z	1H	1H/1Z/1D/1U
Silver Alloy	Silver Alloy	Silver Alloy	Silver Alloy
25A	25A	30A	40A
24VDC	16VDC	14VDC	30VDC
350W	840VA/280W	420W	560W
1H:25A 14VDC	NO:20A 14VDC	30A 14VDC	NO: 40A 14VDC
1Z:20A 14VDC	NC:12A 14VDC	15A 28VDC	2X20A 14VDC (1U)
	1Z:7A 120VAC		NC: 30A 14VDC
50	100	100	100
6-24VDC	6-24VDC	6-24VDC	6-24VDC
1600mW	600/800mW	1440mW	1600/1900mW
100	100	100	100
500VAC	500VAC	500VAC	550VAC
1000VAC	500VAC	500VAC	550VAC
-40 to +85°C	-40 to +85°C	-40 to +85°C	-40 to +85°C
10ms/10ms	10ms/5ms	15ms/8ms	10ms/10ms
10,000,000	10,000,000	10,000,000	10,000,000
100,000	100,000	100,000	100,000

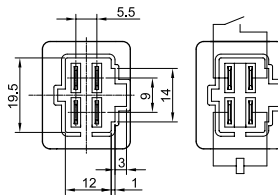


Quick Connects

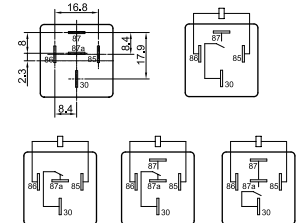


PCB

UL,cUL



PCB






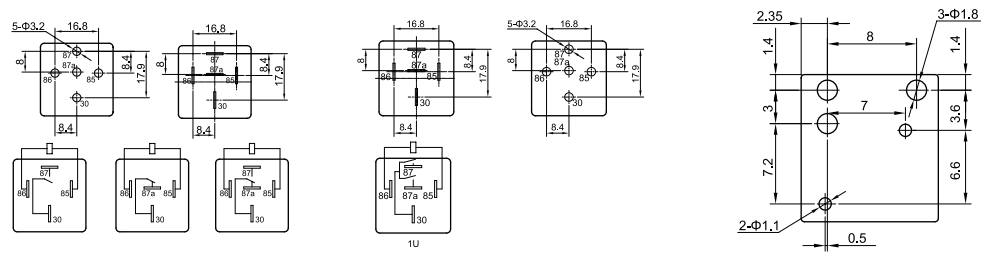
Quick Connects

TE:VFM

OMRON:R-501
FUJITSU:FBR51

SONGCHUAN:804/823

SONGCHUAN:896

Classification		Automotive Relay		
Type 型号	TRV4	TRV4-1U	TRS	
Appearance 图片				
Outline 外形尺寸 LxWxH(mm) 长x宽x高	28 x 28 x 25 28 x 31.8 x 41	28 x 28 x 25 28 x 31.8 x 41	13.2 x 12.3 x 9.8	
Features 特性	<ol style="list-style-type: none"> 40A continuous rating 85°C 1A&1C arrangements Plug-in or PC board terminals Optional mounting bracket 	<ol style="list-style-type: none"> 40A continuous rating 85°C 1A&1C arrangements Plug-in or PC board terminals Optional mounting bracket 	<ol style="list-style-type: none"> 30A 16VDC switching rating 40A inrush at 16VDC Smallest power relay 1 Form A and 1 Form C arrangements in single and dual relay packages For Automotive Applications 	
Contact Rating 触点参数				
Contact Form 触点形式	1H,1Z,1D	1U	1H,1Z	
Contact Material 触点材料	Silver Alloy	Silver Alloy	Silver Alloy	
Max.Operating Current 最大转换电流	40A	40A	40A	
Minimum Load 最小负载			0.5A 12VDC	
Max.Operating Voltage 最大转换电压	30VDC	30VDC		
Max.Operating Power 最大转换功率	560W	560W	420W	
Rated Load (Resistive Load) 触点负载	NO:40A 14VDC NC:30A 14VDC	2*20A /14VDC	Res: NC/NO 20A/30A 14VDC	
Contact Resistance(mΩ) (at 6VDC 1A) 接触电阻	100	100	100	
Coil Ratings 线圈参数				
Rated Voltage 线圈电压范围	3-24VDC	3-24VDC	12VDC	
Nominal Operating Power 线圈功耗	1600/1900mW	1600/1900mW	570/800mW	
General Data 一般参数				
Insulation Resistance(MΩ) (at 500VDC) 绝缘电阻	100	100	100	
Dielectric Strength Between Contacts 介质耐压	500VAC	500VAC	500VAC	
Between Coil and Contacts	750VAC	750VAC	500VAC	
Ambient Temperature 环境温度	-40 to +85°C	-40 to +85°C	-40 to +105°C	
Operate/Release Time 吸合、释放时间	10ms/10ms	10ms/10ms	4ms/2ms	
Mechanical Life(Min) 机械寿命	10,000,000	10,000,000	10,000,000	
Electrical Life(Min) 电气寿命	100,000	100,000	100,000@20A/14VDC on NO	
Layout (Bottom View) 安装尺寸及接线图				
Terminal Type 脚位形式	PCB & Quick Connects	PCB & Quick Connects	PCB	
Approved Standards 安规				
Cross-Reference 同类产品	P&B:VF4 NAIS:CB OEG:VF4 ZETTLER:AZ972/973	P&B:VF4 NAIS:CB OEG:VF4 ZETTLER:AZ972/973	TE:V23086 SONGCHUAN:102	

Automotive Relay

TRKP



26.2 x 21.0 x 21.0

1. 40A continuous rating 85°C
2. PC board terminals
3. Inrush current 100A
4. Open & sealed version available

TRV6



28.6 x 28.6 x 26.5
28.6 x 28.6 x 42.5

1. 80A continuous rating 85°C
2. 1A, 1B&1C arrangements
3. Plug-in or PC board terminals
4. Optional mounting bracket

TRV6-1U



28.6 x 28.6 x 26.5
28.6 x 28.6 x 42.5

1. 80A continuous rating 85°C
2. 1U arrangements
3. Plug-in or PC board terminals
4. Optional mounting bracket

TRKA

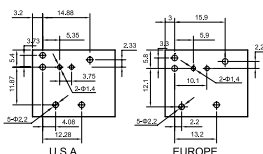


14 x 7.5 x 13.5

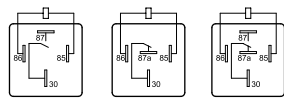
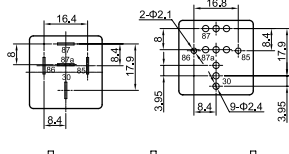
1. 25A motor locked load
2. Extremely small relay
3. Change-over contact version
4. Single and twin version available
5. Coil wire insulation classH(180°C)
6. RoHS & ELV compliant

Relay Specifications Comparison Table

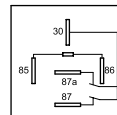
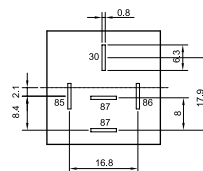
TRKP	TRV6	TRV6-1U	TRKA
1H,1Z	1H,1D,1Z	1U	1C
Silver Alloy	Silver Alloy	Silver Alloy	Silver Alloy
40A	50A 80A	40A	30A
60VDC	0.5A 12VDC	0.5A 12VDC	0.5A 12VDC
560W	75VDC	75VDC	16VDC
NO:40A 14VDC	980W	700W	480W
NC:30A 14VDC	NO:50A 14VDC NO:80A 14VDC	2*25A /14VDC	NC:12A 16VDC
100	NC:40A 14VDC NC:60A 14VDC	100	NO:30A 16VDC
100	100	100	100
3-24VDC	6-24VDC	6-24VDC	6-24VDC
1200/1600/1900mW	1800mW	1800mW	640mW/800mW
100	100	100	100
500VAC	500VAC	500VAC	500VAC
500VAC	500VAC	500VAC	500VAC
-40 to +85°C	-40 to +85°C	-40 to +85°C	-40 to +85°C
5ms/4ms	7ms/5ms	7ms/5ms	10ms/10ms
10,000,000	10,000,000	10,000,000	10,000,000
100,000	100,000	100,000	100,000



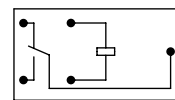
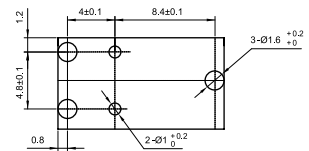
PCB



PCB & Quick Connects



PCB & Quick Connects



PCB

P&B:VKP
TE:V23076
ZETTLER:AZ970/971

ZETTLER:AZ979/980

ZETTLER:AZ979/980

Classification		Magnetic Latching Relay		
Type 型号	TRM1	TRM2	TRL1	
Appearance 图片				
Outline 外形尺寸 LxWxH(mm) 长x宽x高	20.2 x 11.3 x 10.5	20.2 x 15 x 10.5	37 x 21.5 x 42.4	
Features 特性	<ol style="list-style-type: none"> Low height 10.5mm Low coil power 1 Form A,2Form A,1 Form A+1 Form B configuration 3kV dielectric strength(between coil and contacts) 	<ol style="list-style-type: none"> High switching capacity 1A,1B:10A250VAC30VDC; 2A,2B,1A+1B:8A250VAC30VDC 4kV dielectric strength (between coil and contacts); RoHS(compliant) 	<ol style="list-style-type: none"> High Contact Load The relays are designed and manufactured in accordance with the standards of the standards of DIN IEC 255,part 1-100/VDC 0435,part 201,which directive(LVD) 	
Contact Rating 触点参数				
Contact Form 触点形式	1A/2A/1A+1B	1A/1B/2A/2B/1A+1B	1H	
Contact Material 触点材料	Silver Alloy	Silver Alloy	Silver Alloy	
Max.Operating Current 最大转换电流	8A	10A	100A	
Minimum Load 最小负载				
Max.Operating Voltage 最大转换电压	277VAC/60VDC	277VAC	250VAC	
Max.Operating Power 最大转换功率	2000VA/150W	2500VA	25000VA	
Rated Load (Resistive Load) 触点负载	1A: 8A250VAC,5A30VDC 2A/1A+1B: 5A250VAC,5A30VDC	1A/1B: 10A250VAC/30VDC 2A/2B/1A+1B: 8A250VAC/30VDC	100A 250VAC	
Contact Resistance(mΩ) (at 6VDC 1A) 接触电阻	100	100	2	
Coil Ratings 线圈参数				
Rated Voltage 线圈电压范围	3-24VDC	3-24VDC	5-48VDC	
Nominal Operating Power 线圈功耗	150mW/300mW	200mW/450mW	2400/4800mW	
General Data 一般参数				
Insulation Resistance(MΩ) (at 500VDC) 绝缘电阻	1000	1000	1000	
Dielectric Strength Between Contacts 介电耐压	1000VAC	1000VAC	1000VAC	
	3000VAC	4000VAC	4000VAC	
Ambient Temperature 环境温度	-40 to +85°C	-40 to +70°C	-30 to +55°C	
Operate/Release Time 吸合、释放时间	10ms/10ms	10ms/10ms	30ms/30ms	
Mechanical Life(Min) 机械寿命	10,000,000	10,000,000	50,000	
Electrical Life(Min) 电气寿命	30,000	30,000	10,000	
Layout (Bottom View) 安装尺寸及接线图				
Terminal Type 脚位形式	PCB	PCB		
Approved Standards 安规				
Cross-Reference 同类产品				

Magnetic Latching Relay

TRL2



67 x 48.5 x 24

The relays are designed and manufactured in accordance with the standards of the standards of DIN IEC 255, part 1-100/VDE 0435, part 201, which directive(LVD) The polarized latching relays are designed signed by a high resistance to shock and vibration and a low bounce inclination. They are always in a defined switching-position and therefore there is no loss of information in case of power failure.

TRL3



38.7 x 31.4 x 15

- 1.High contact Load.
- 2.The relays are designed and manufactured in accordance to the Standards of DIN IEC 255, part 1-00/VDE 0435, part 201, which are also in accordance to the Low Voltage directive(LVD).
- 3.The polarized vibrations and a lowbounce inclination. They are always in a defined switching-position and therefore there is no loss of information in case of power failure.

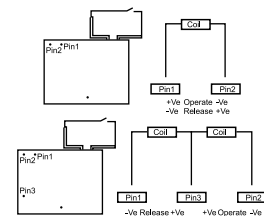
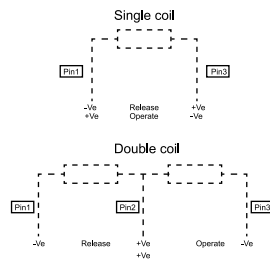
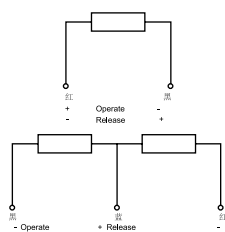
TRL4

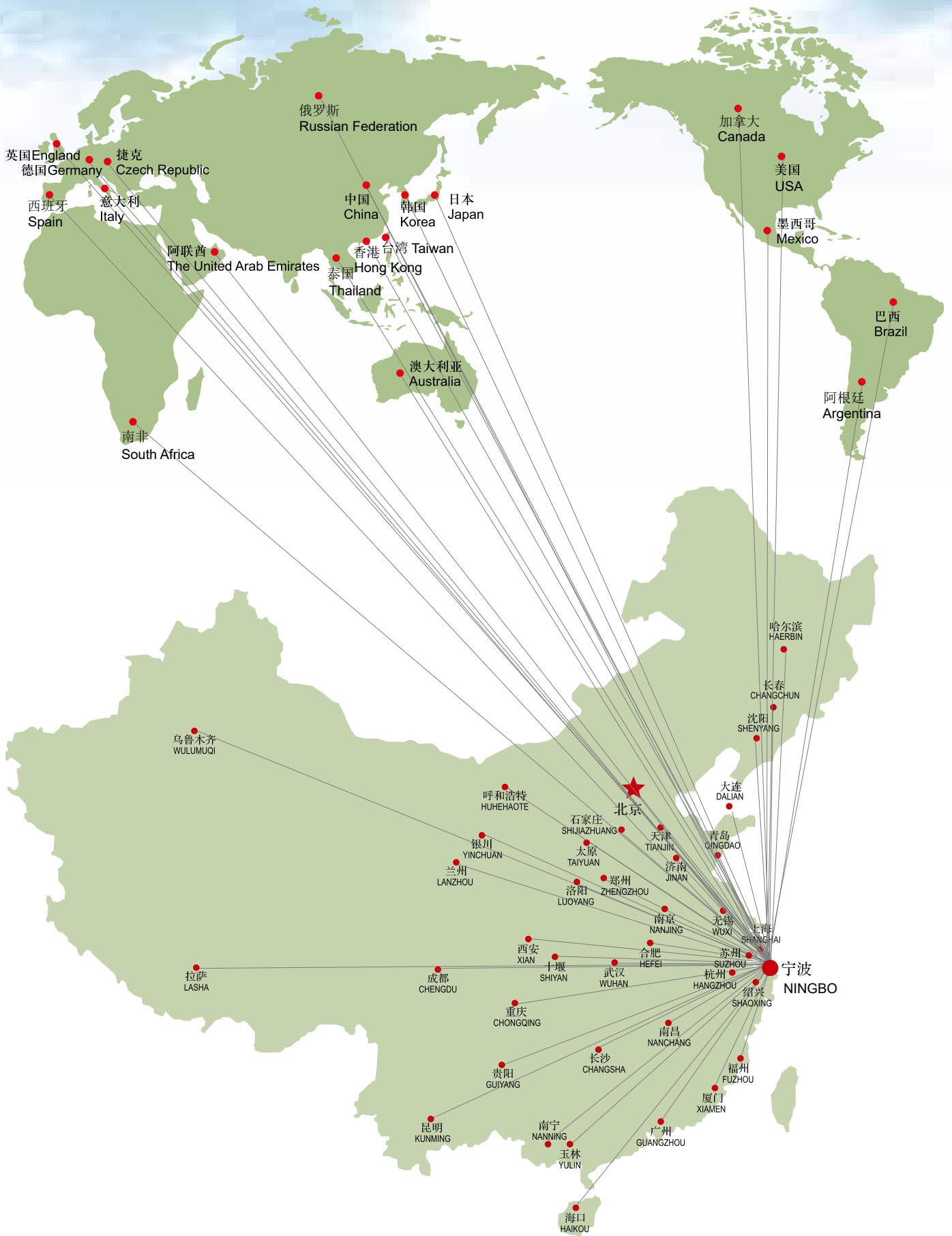


38.7 x 33 x 18

- 1.High contact Load.
- 2.The relays are designed and manufactured in accordance with the Standards of DIN IEC 255, part 1-00/VDE 0435, part 201, which are also in accordance with the Low Voltage directive(LVD).
- 3.The polarized latching relays are designed signed by a high resistance to shock and vibration and a low bounce inclination. They are always in a defined switching-position and therefore there is no loss of information in case of power failure.

1H	1H/1Z	1H
Silver Alloy	Silver Alloy	Silver Alloy
100A	25A	60A
250VAC	440VAC	250VAC
25000VA	6250VA	15000VA
100A 250VAC	25A 250VAC	60A 250VAC
2	50	2
5-48VDC	5-48VDC	5-48VDC
2880/5760mW	1000/2000mW	1000/2000mW
1000	1000	100
1000VAC	1500VAC	1200VAC
5000VAC	4000VAC	2500VAC
-30 to +55°C	-25 to +70°C	-30 to +55°C
30ms/30ms	10ms/10ms	15ms/15ms
200,000	1,000,000	100,000
1,000	30,000	5,000







宁波天波港联电子有限公司
NINGBO TIANBO GANGLIAN ELECTRONICS CO.,LTD

www.tianbo-relay.com

Дистрибьютор в России:

ООО "СЭлКом"

+7 495 204-1384

radiodetali.com

sale@radiodetali.com