
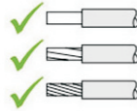


PUSH wire Connector

KLS2-L78 COMPACT Splicing Connector, For all types of conductors 4mm²




KLS2-L78-02



40% smaller
than older KLS2-CT258 Connectors

COMPACT Splicing Connect

- Nominal current: 32A
- Nominal voltage: 450V
- Max. continuous operating temperature: 105°C



KLS2-L78-03

Features:

1. Perfect analogue

| WAGO P/N | KLS P/N |
|----------|--------------|
| 221-412 | KLS2-L78-02P |
| 221-413 | KLS2-L78-03P |
| 221-414 | KLS2-L78-04P |
| 221-415 | KLS2-L78-05P |

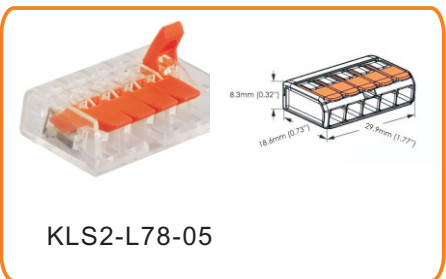
2. Suit all wires under 4 mm², KLS2-CT258 only suitable for 2.5mm² Max. when we need use 4mm² wire, choose KLS2-L78 no need to buy other connector
3. 40% smaller than older KLS2-CT258 Connectors
4. Transparent housing design, easy to view contact status of wire, more convenient to check.



KLS2-L78-04

Electrical data:

Rated voltage (II/2): 450V
 Rated impulse voltage (II/2): 4kV
 Rated current: 32 A
 Legend (ratings): (II/2)
 Overvoltage category: II
 Pollution degree: 2



KLS2-L78-05

Connection data:


Connection technology: CAGE CLAMP®
 Actuation type: Lever
 Connectable conductor materials: Copper
 Nominal cross section: 4 mm²
 Solid conductor: 0.2~4 mm² / 24~12 AWG
 Stranded conductor: 0.2~4 mm² / 24~12 AWG
 Fine-stranded conductor: 0.14~4 mm² / 24~12 AWG
 Strip length: 11mm / 0.43 Inch
 Total number of connection points: 2, 3, 4, 5
 Total number of potentials: 1
 Type of wiring: Side-entry wiring

Material Data:

Color: transparent
 Flammability class per: UL94 -V2

Environmental Requirements:

Surrounding air (operating) temperature: 85°C
 Continuous operating temperature up to: 105°C
 T-Marking per EN 60998: T85



LED Connector



PUSH wire Connector

www.klsele.com

KLS2-L78 COMPACT Splicing Connector, For all types of conductors 4mm²

A closer look at the splicing connectors

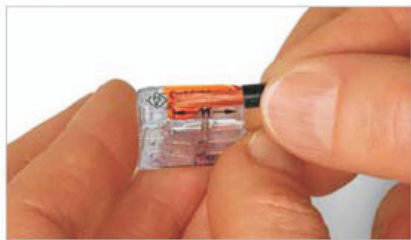
Two Test Slots

Wire Inserted Properly


Wire Stripped Properly

Easily combine various types and sizes of wires


- AWG 24-12 Solid, stranded, flexible
- 0.14-4mm² "f-st"
- 0.2-4mm² "s+st"



Strip conductor to 11mm-refer to strip length guide printed on side of connector



Lift lever to open clamping unit; insert stripped conductor



Lower the lever to close the clamping unit

