

# 1N4148WT

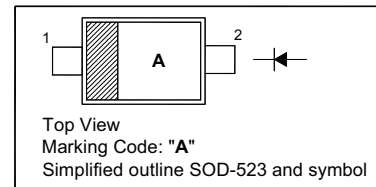
## Silicon Epitaxial Planar Switching Diode

### Features

- Fast switching speed
- Ultra-small surface mount package
- For general purpose switching applications
- High conductance

PINNING

PIN	DESCRIPTION
1	Cathode
2	Anode



### Absolute Maximum Ratings ( $T_a = 25\text{ }^\circ\text{C}$ )

Parameter	Symbol	Value	Unit
Non-Repetitive Peak Reverse Voltage	$V_{RM}$	100	V
Reverse Voltage	$V_R$	75	V
Average Rectified Forward Current	$I_{F(AV)}$	125	mA
Forward Continuous Current	$I_{FM}$	250	mA
Non-repetitive Peak Forward Surge Current at $t = 1\text{ }\mu\text{s}$ at $t = 100\text{ ms}$	$I_{FSM}$	2 1	A
Power Dissipation	$P_{tot}$	150	mW
Thermal Resistance Junction to Ambient Air	$R_{\theta JA}$	833	$^\circ\text{C/W}$
Operating Temperature Range	$T_j$	- 65 to + 150	$^\circ\text{C}$
Storage Temperature Range	$T_{stg}$	- 65 to + 150	$^\circ\text{C}$

### Characteristics at $T_a = 25\text{ }^\circ\text{C}$

Parameter	Symbol	Min.	Max.	Unit
Reverse Breakdown Voltage at $I_R = 1\text{ }\mu\text{A}$	$V_{(BR)R}$	75	-	V
Forward Voltage at $I_F = 1\text{ mA}$ at $I_F = 10\text{ mA}$ at $I_F = 50\text{ mA}$ at $I_F = 150\text{ mA}$	$V_F$	- - - -	0.715 0.855 1 1.25	V
Peak Reverse Current at $V_R = 75\text{ V}$ at $V_R = 20\text{ V}$ at $V_R = 75\text{ V}, T_J = 150\text{ }^\circ\text{C}$ at $V_R = 25\text{ V}, T_J = 150\text{ }^\circ\text{C}$	$I_R$	- - - -	1 25 50 30	$\mu\text{A}$ nA $\mu\text{A}$ $\mu\text{A}$
Total Capacitance at $V_R = 0\text{ V}, f = 1\text{ MHz}$	$C_T$	-	2	pF
Reverse Recovery Time at $I_{rr} = 0.1 \times I_R, I_F = I_R = 10\text{ mA}, R_L = 100\text{ }\Omega$	$t_{rr}$	-	4	ns

# 1N4148WT

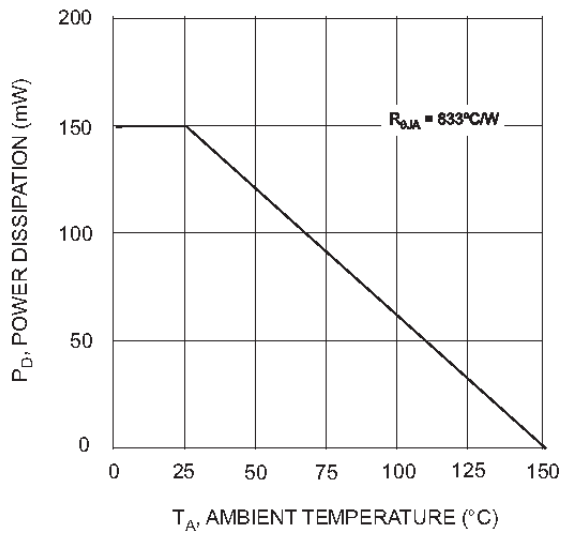


Fig. 1 Derating Curve

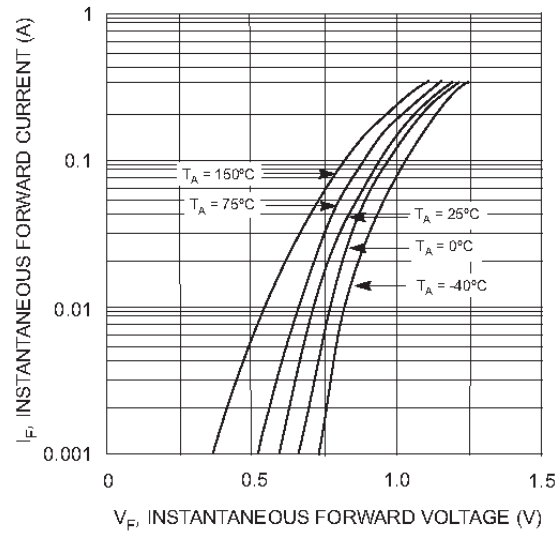


Fig. 2 Forward Characteristics

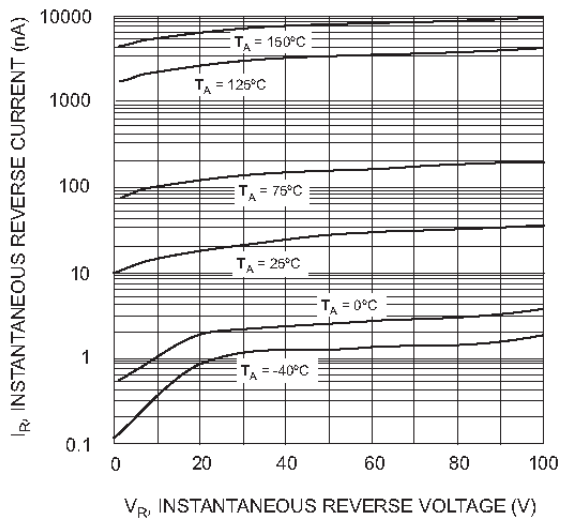


Fig. 3 Typical Reverse Characteristics

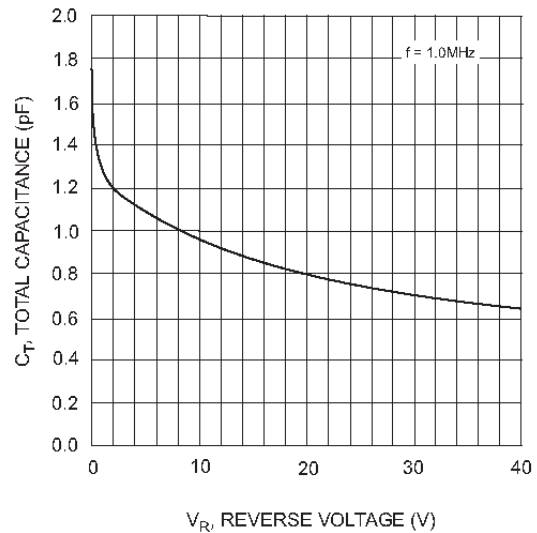


Fig. 4 Typical Capacitance vs. Reverse Voltage

# 1N4148WT

## PACKAGE OUTLINE

Plastic surface mounted package; 2 leads

SOD-523

